



Combined State Binder Group

Method of Acceptance for
Asphalt Binders

RR 2007-1
Multiple Stress Creep
Recovery Test

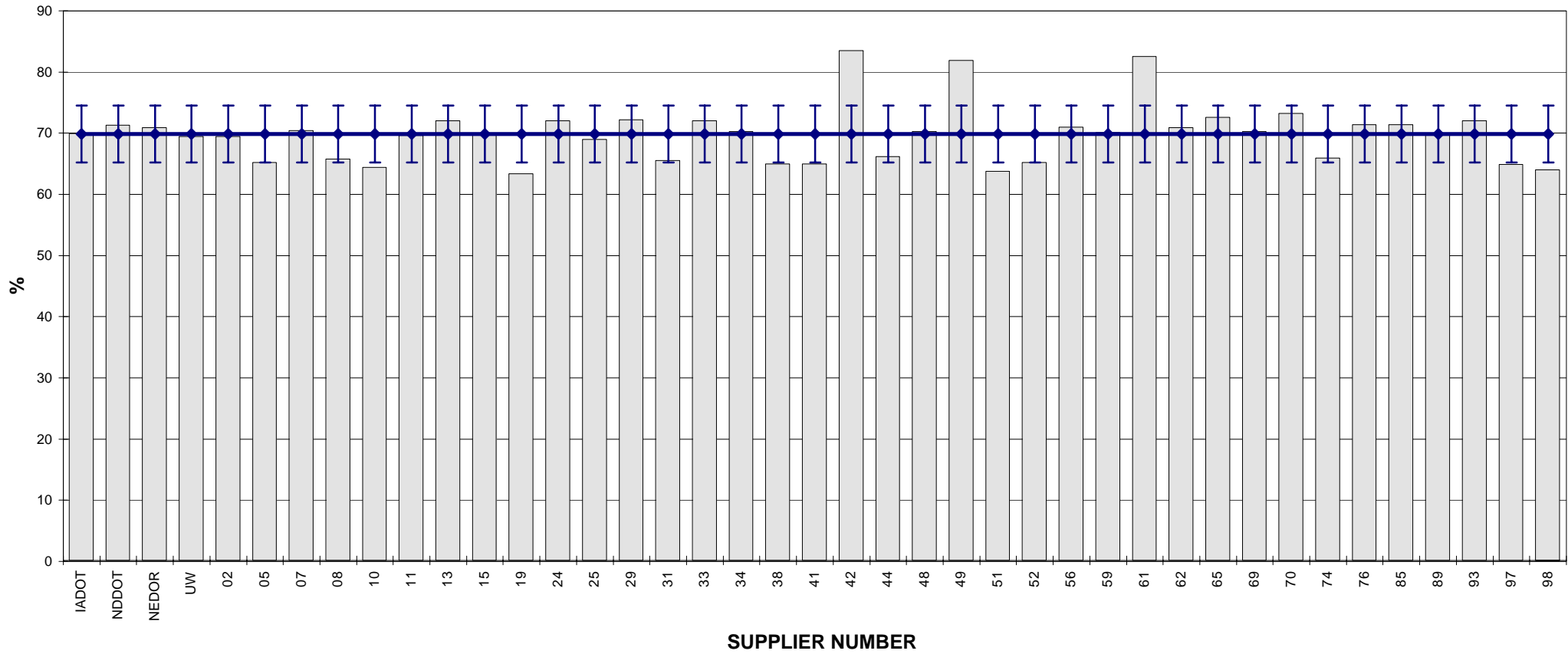
COMBINED STATE BINDER GROUP ROUND ROBIN 2007-1
MSCR TEST
PG 64-34P

	MSCR Percent Recovery at 100 Pa 64°C	MSCR Percent Recovery at 3200 Pa 64°C
IADOT	69.97	60.63
NDDOT	71.32	69.26
NEDOR	70.90	62.61
UW	69.48	60.88
02	69.50	61.90
05	65.20	60.30
07	70.42	67.49
08	65.80	60.90
10	64.40	59.80
11	69.60	61.60
13	72.00	65.00
15	69.81	68.57
19	63.34	56.44
24	72.00	65.00
25	68.99	62.27
29	72.20	63.70
31	65.50	60.30
33	72.00	65.00
34	70.30	62.90
38	65.00	59.70
41	65.00	60.50
42	83.52	73.56
44	66.20	58.40
48	70.30	63.30
49	81.90	70.98
51	63.74	58.45
52	65.20	61.20
56	71.00	63.50
59	70.09	65.09
61	82.53	71.39
62	70.90	63.80
65	72.62	65.72
69	70.26	69.21
70	73.20	64.70
74	65.90	61.00
76	71.36	63.60
85	71.36	63.60
89	69.89	68.36
93	72.00	64.00
97	64.89	57.59
98	64.04	56.62
Average	69.84	63.39
Std. Dev.	4.66	4.03
Coef. of Var.	6.68	6.36

COMBINED STATE BINDER GROUP ROUND ROBIN 2007-1
MSCR TEST

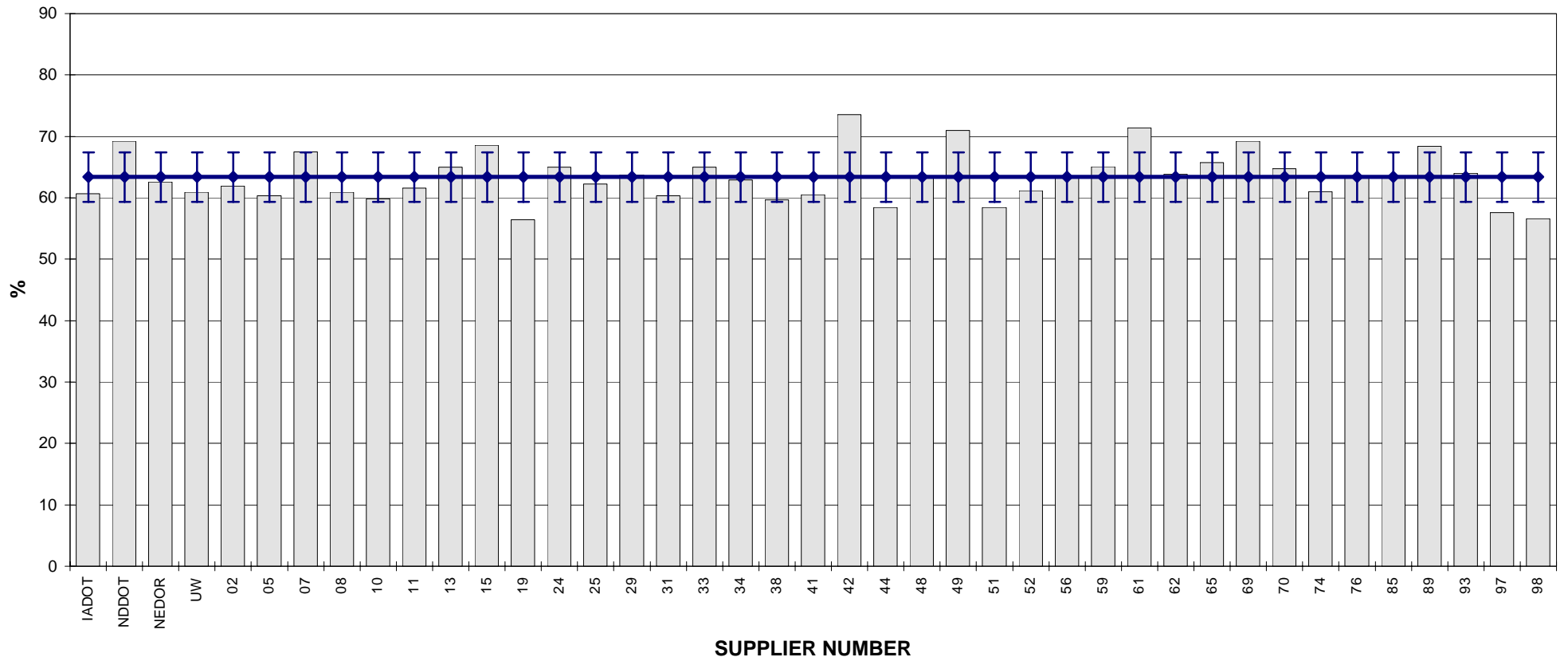
PG 64-34P

% RECOVERY @ 100 Pa



COMBINED STATE BINDER GROUP ROUND ROBIN 2007-1
MSCR TEST
PG 64-34P

% RECOVERY @ 3200 Pa



**COMBINED STATE BINDER GROUP ROUND ROBIN 2007-1
MSCR TEST
GROUPED BY LAB**

PG 64-34P

Supplier Number	MSCR Percent Recovery at 100 Pa 64°C	MSCR Percent Recovery at 3200 Pa 64°C
IADOT	69.97	60.63
NDDOT	71.32	69.26
NEDOR	70.90	62.61
UW	69.48	60.88
07	70.42	67.49
24	72.00	65.00
29	72.20	63.70
42	83.52	73.56
49	81.90	70.98
61	82.53	71.39
65	72.62	65.72
69	70.26	69.21
70	73.20	64.70
A	64.00	57.28
E	69.85	68.47
F	70.27	62.83
J	65.36	60.23
L	69.54	63.68
O	71.36	63.60
U	72.00	64.67
Average	72.14	65.29
Std. Dev.	5.04	4.21
Coef. of Var.	6.99	6.45

COMBINED STATE BINDER GROUP ROUND ROBIN 2007-1
MSCR TEST GROUPED BY LAB

A	% RECOVERY @ 100 Pa	% RECOVERY @ 3200 Pa
19	63.34	56.44
51	63.74	58.45
97	64.89	57.59
98	64.04	56.62
Average	64.00	57.28

E	% RECOVERY @ 100 Pa	% RECOVERY @ 3200 Pa
15	69.81	68.57
89	69.89	68.36
Average	69.85	68.47

F	% RECOVERY @ 100 Pa	% RECOVERY @ 3200 Pa
02	69.50	61.90
11	69.60	61.60
34	70.30	62.90
48	70.30	63.30
56	71.00	63.50
62	70.90	63.80
Average	70.27	62.83

J	% RECOVERY @ 100 Pa	% RECOVERY @ 3200 Pa
05	65.20	60.30
08	65.80	60.90
10	64.40	59.80
31	65.50	60.30
38	65.00	59.70
41	65.00	60.50
44	66.20	58.40
52	65.20	61.20
74	65.90	61.00
Average	65.36	60.23

L	% RECOVERY @ 100 Pa	% RECOVERY @ 3200 Pa
25	68.99	62.27
59	70.09	65.09
Average	69.54	63.68

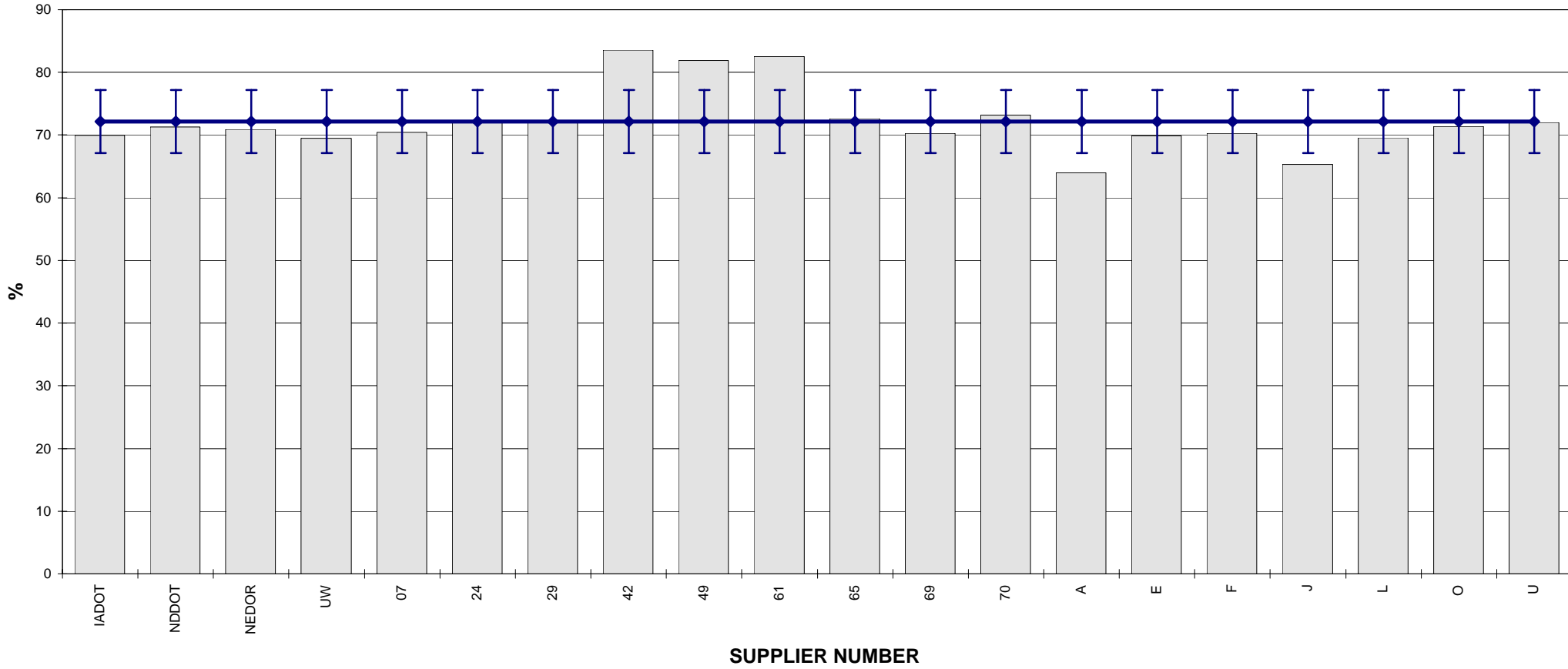
O	% RECOVERY @ 100 Pa	% RECOVERY @ 3200 Pa
76	71.36	63.6
85	71.36	63.6
Average	71.36	63.60

U	% RECOVERY @ 100 Pa	% RECOVERY @ 3200 Pa
13	72.00	65
33	72.00	65
93	72.00	64
Average	72.00	64.67

COMBINED STATE BINDER GROUP ROUND ROBIN 2007-1
MSCR TEST GROUPED BY LAB

PG 64-34P

% RECOVERY @ 100 Pa



COMBINED STATE BINDER GROUP ROUND ROBIN 2007-1
MSCR TEST GROUPED BY LAB
PG 64-34P

% RECOVERY @ 3200 Pa

