



**Combined State Binder  
Group**

Method of Acceptance for  
Asphalt Binders

Round Robin 2006-4

Multiple Stress Creep  
Recovery Test

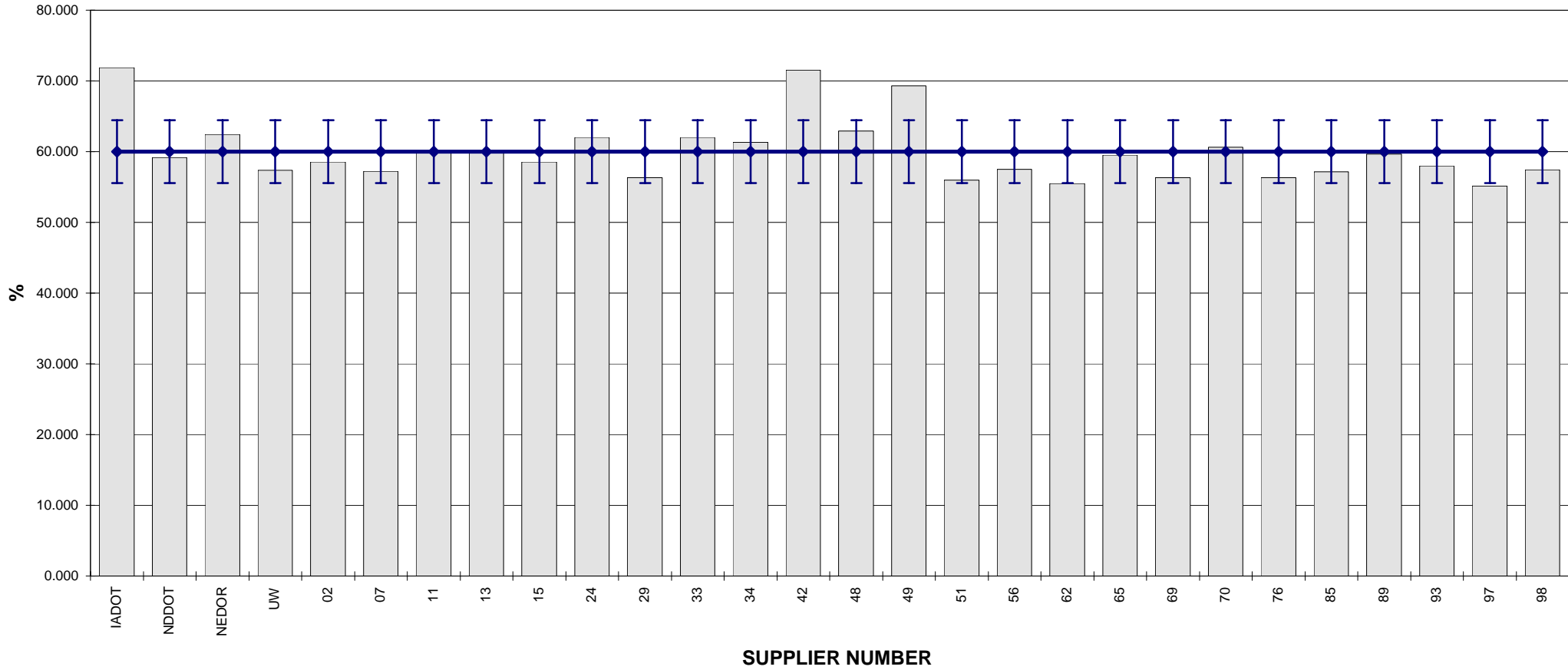
**COMBINED STATE BINDER GROUP ROUND ROBIN 2006-4  
 MULTIPLE STRESS CREEP RECOVERY TEST  
 PG 70-28P**

<b>Supplier Number</b>	<b>MSCR Percent Recovery at 100 Pa 70°C</b>	<b>MSCR Percent Recovery at 3200 Pa 70°C</b>
IADOT	71.90	63.30
NDDOT	59.20	40.68
NEDOR	62.44	46.31
UW	57.38	43.12
02	58.57	40.79
07	57.20	39.70
11	59.87	43.43
13	60.00	42.00
15	58.51	41.82
24	62.00	45.00
29	56.30	38.00
33	62.00	44.00
34	61.29	43.74
42	71.56	52.07
48	62.92	44.92
49	69.32	46.44
51	55.99	38.07
56	57.52	42.78
62	55.46	35.59
65	59.52	41.61
69	56.33	38.46
70	60.60	47.20
76	56.29	37.69
85	57.15	38.71
89	59.65	42.72
93	58.00	40.00
97	55.12	37.25
98	57.42	38.15
<b>Average</b>	59.98	42.63
<b>Std. Dev.</b>	4.44	5.45
<b>Coef. of Var.</b>	7.41	12.79

COMBINED STATE BINDER GROUP ROUND ROBIN 2006-4  
MSCR TEST

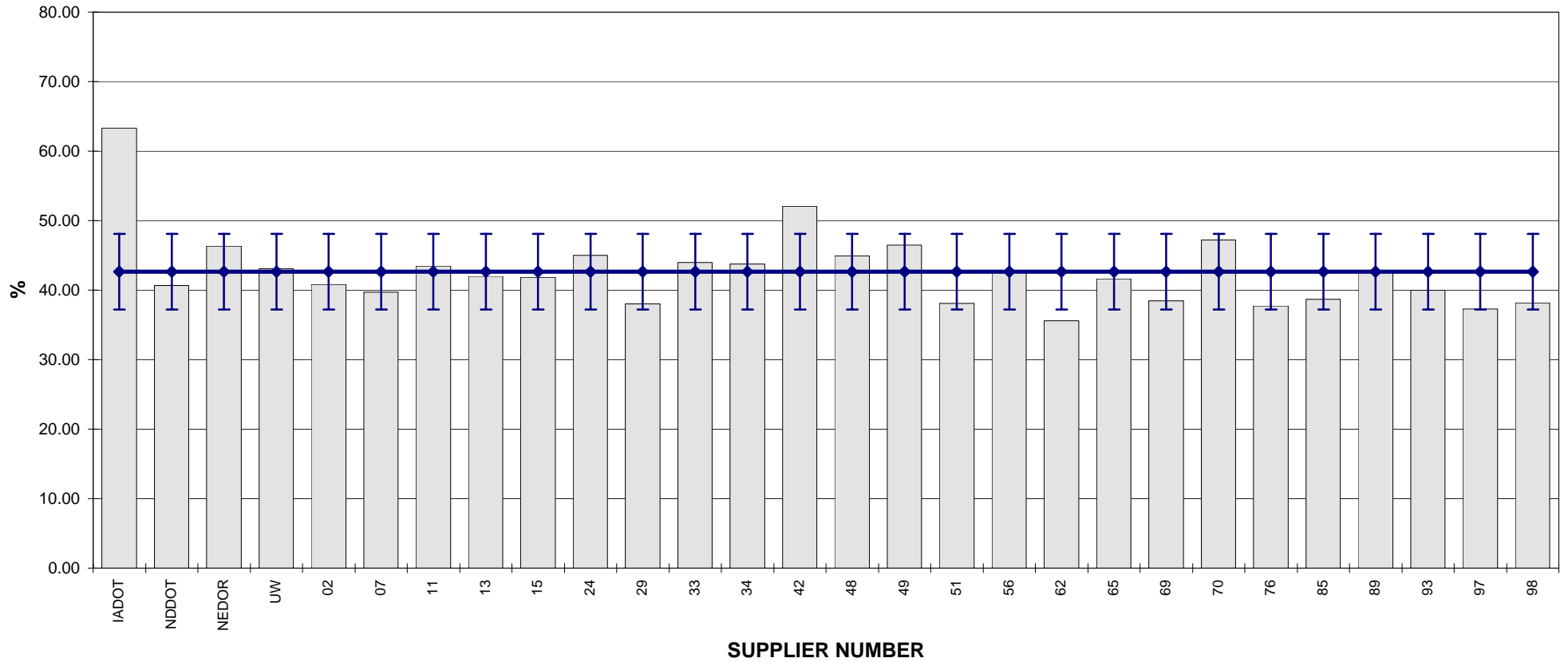
PG 70-28P

% RECOVERY @ 100 Pa



COMBINED STATE BINDER GROUP ROUND ROBIN 2006-4  
MSCR TEST  
PG 70-28P

% RECOVERY @ 3200 Pa



**COMBINED STATE BINDER GROUP ROUND ROBIN 2006-4**  
**MSCR TEST**  
**GROUPED BY LAB**  
**PG 70-28P**

<b>Supplier Number</b>	<b>MSCR Percent Recovery at 100 Pa 70°C</b>	<b>MSCR Percent Recovery at 3200 Pa 70°C</b>
IADOT	71.90	63.30
NDDOT	59.20	40.68
NEDOR	62.44	46.31
UW	57.38	43.12
07	57.20	39.70
24	62.00	45.00
29	56.30	38.00
42	71.56	52.07
49	69.32	46.44
65	59.52	41.61
69	56.33	38.46
70	60.60	47.20
A	56.18	37.82
E	59.08	42.27
F	59.27	41.88
O	56.72	38.20
U	60.00	42.00
<b>Average</b>	60.88	43.77
<b>Std. Dev.</b>	5.18	6.35
<b>Coef. of Var.</b>	8.50	14.51

COMBINED STATE BINDER GROUP ROUND ROBIN 2006-4  
MSCR TEST GROUPED BY LAB

<b>A</b>	<b>% RECOVERY @ 100 Pa</b>	<b>% RECOVERY @ 3200 Pa</b>
51	55.99	38.07
97	55.12	37.25
98	57.42	38.15
Average	56.18	37.82

<b>E</b>	<b>% RECOVERY @ 100 Pa</b>	<b>% RECOVERY @ 3200 Pa</b>
15	58.51	41.82
89	59.65	42.72
Average	59.08	42.27

<b>F</b>	<b>% RECOVERY @ 100 Pa</b>	<b>% RECOVERY @ 3200 Pa</b>
02	58.57	40.79
11	59.87	43.43
34	61.29	43.74
48	62.92	44.92
56	57.52	42.78
62	55.46	35.59
Average	59.27	41.88

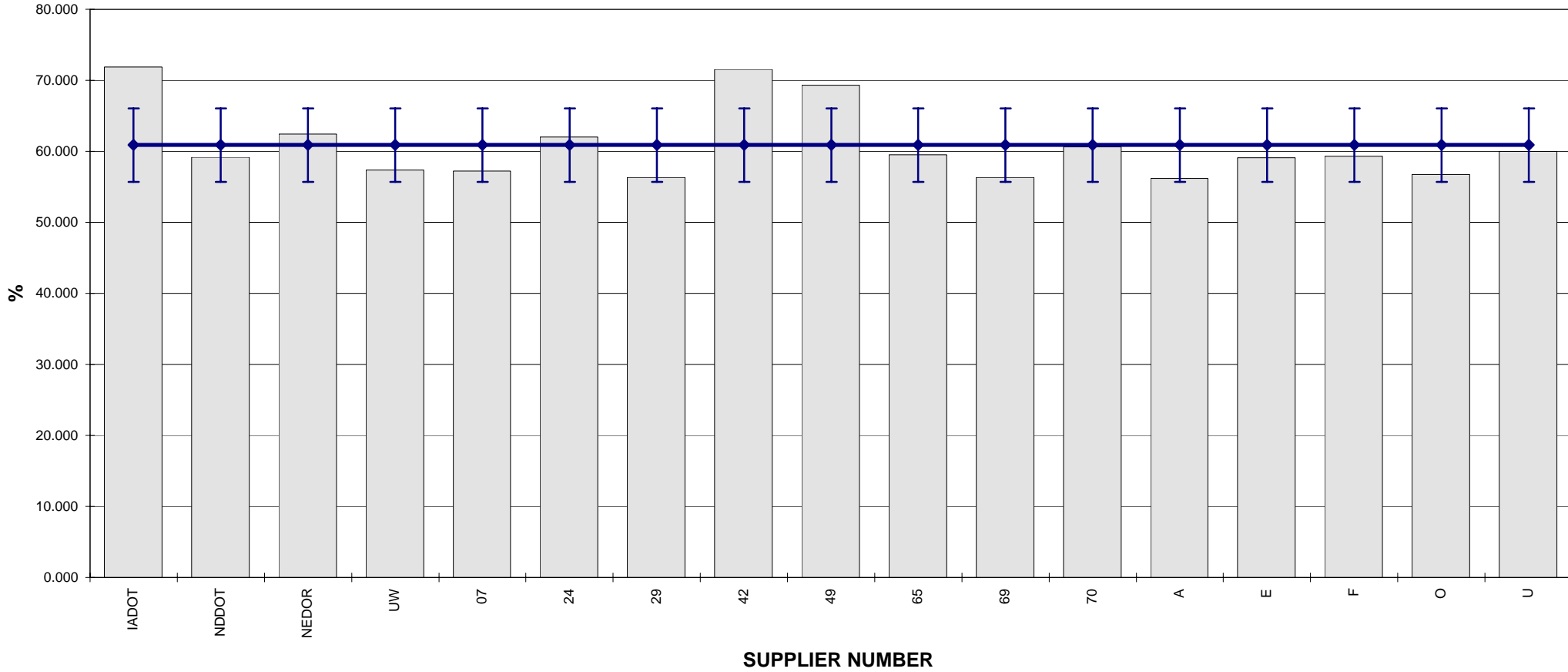
<b>O</b>	<b>% RECOVERY @ 100 Pa</b>	<b>% RECOVERY @ 3200 Pa</b>
76	56.29	37.69
85	57.15	38.71
Average	56.72	38.20

<b>U</b>	<b>% RECOVERY @ 100 Pa</b>	<b>% RECOVERY @ 3200 Pa</b>
13	60	42
33	62	44
93	58	40
Average	60.00	42.00

COMBINED STATE BINDER GROUP ROUND ROBIN 2006-4  
MSCR TEST GROUPED BY LAB

PG 70-28P

% RECOVERY @ 100 Pa



COMBINED STATE BINDER GROUP ROUND ROBIN 2006-4  
MSCR TEST GROUPED BY LAB  
PG 70-28P

**% RECOVERY @ 3200 Pa**

