

## Continuous Time Fourier Transform (CTFT)

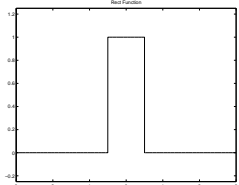
$$F(f) = \int_{-\infty}^{\infty} f(t) e^{-j2\pi ft} dt$$

$$f(t) = \int_{-\infty}^{\infty} F(f) e^{j2\pi ft} df$$

- $f(t)$  is continuous time. (Also known as continuous parameter.)
- $F(f)$  is a continuous function of frequency  $-\infty < f < \infty$ .

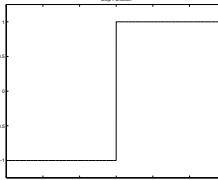
## Useful Continuous Time Signal Definitions

- Rect function:  $\text{rect}(t) = \begin{cases} 1 & \text{for } |t| \leq 1/2 \\ 0 & \text{otherwise} \end{cases}$



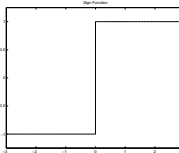
A plot of the Rect function, showing a rectangular pulse of height 1 centered at t=0, with a width of 1. The x-axis ranges from -3 to 3, and the y-axis ranges from -0.5 to 1.5.

- Step function:  $u(t) = \begin{cases} 1 & \text{for } t \geq 0 \\ 0 & \text{for } t < 0 \end{cases}$



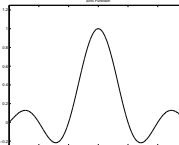
A plot of the Step function, showing a signal that is 0 for t < 0 and 1 for t ≥ 0. The x-axis ranges from -3 to 3, and the y-axis ranges from -0.5 to 1.5.

- Sign function:  $\text{sgn}(t) = \begin{cases} 1 & \text{for } t > 0 \\ 0 & \text{for } t = 0 \\ -1 & \text{for } t < 0 \end{cases}$



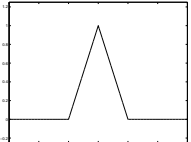
A plot of the Sign function, showing a signal that is -1 for t < 0, 0 at t = 0, and 1 for t > 0. The x-axis ranges from -3 to 3, and the y-axis ranges from -1.5 to 1.5.

- Sinc function:  $\text{sinc}(t) = \frac{\sin(\pi t)}{\pi t}$



A plot of the Sinc function, showing a central peak at t=0 with a value of 1, and oscillating side lobes that decay in amplitude as |t| increases. The x-axis ranges from -3 to 3, and the y-axis ranges from -0.5 to 1.5.

- Lambda function:  $\Lambda(t) = \begin{cases} 1 - |t| & \text{for } |t| \leq 1 \\ 0 & \text{for } |t| > 1 \end{cases}$



A plot of the Lambda function, showing a triangular pulse centered at t=0 with a peak value of 1. The x-axis ranges from -3 to 3, and the y-axis ranges from -0.5 to 1.5.

## Continuous Time Delta Function

- The “function”  $\delta(t)$  is actually **not** a function.
- $\delta(t)$  is defined by the property that for all continuous functions  $g(t)$

$$g(0) = \int_{-\infty}^{\infty} \delta(t)g(t)dt$$

- Intuitively, we may think of  $\delta(t)$  as a very short pulse with unit area.

$$g(0) = \lim_{\epsilon \rightarrow 0} \int_{-\infty}^{\infty} \left[ \frac{1}{\epsilon} \text{rect}(t/\epsilon) \right] g(t)dt$$

Intuitively (but not rigorously)

$$\delta(t) = \lim_{\epsilon \rightarrow 0} \frac{1}{\epsilon} \text{rect}(t/\epsilon)$$

## Useful CTFT Relations

$$\delta(t) \stackrel{CTFT}{\Leftrightarrow} 1$$

$$1 \stackrel{CTFT}{\Leftrightarrow} \delta(f)$$

$$\text{rect}(t) \stackrel{CTFT}{\Leftrightarrow} \text{sinc}(f)$$

$$\text{sinc}(t) \stackrel{CTFT}{\Leftrightarrow} \text{rect}(f)$$

$$\Lambda(t) \stackrel{CTFT}{\Leftrightarrow} \text{sinc}^2(f)$$

## CTFT Properties

Property	Time Domain Function	CTFT
Linearity	$af(t) + bg(t)$	$aF(f) + bG(f)$
Conjugation	$f^*(t)$	$F^*(-f)$
Scaling	$f(at)$	$\frac{1}{ a }F(f/a)$
Shifting	$f(t - t_0)$	$\exp\{-j2\pi ft_0\} F(f)$
Modulation	$\exp\{j2\pi f_0 t\} f(t)$	$F(f - f_0)$
Convolution	$f(t) * g(t)$	$F(f) G(f)$
Multiplication	$f(t)g(t)$	$F(f) * G(f)$
Duality	$F(t)$	$f(-f)$

- Inner product property

$$\int_{-\infty}^{\infty} f(t)g^*(t)dt = \int_{-\infty}^{\infty} F(f)G^*(f)df$$