

ECE 604, Lecture 3

Jan 11, 2019

Contents

| | | |
|----------|---|----------|
| 1 | Simple Constitutive Relations | 2 |
| 2 | Emergence of Wave Phenomenon, Triumph of Maxwell's Equations | 3 |
| 3 | Static Electromagnetics | 6 |
| 3.1 | Electrostatics | 6 |
| 3.1.1 | Example | 6 |
| 3.2 | Poisson's Equation | 6 |
| 3.3 | Static Green's Function | 8 |
| 3.4 | Laplace's Equation | 9 |
| 3.4.1 | Example 1 | 9 |
| 3.4.2 | Example 2 | 9 |

1 Simple Constitutive Relations

The constitution relation between \mathbf{D} and \mathbf{E} in free space is

$$\mathbf{D} = \varepsilon_0 \mathbf{E} \quad (1.1)$$

When material medium is present, one has to add the contribution to \mathbf{D} by the polarization density \mathbf{P} which is a dipole density.¹ Then

$$\mathbf{D} = \varepsilon_0 \mathbf{E} + \mathbf{P} \quad (1.2)$$

The second term above is the contribution to the electric flux due to the polarization density of the medium. It is due to the little dipole contribution due to the polar nature of the atoms or molecules that make up a medium.

By the same token, the first term $\varepsilon_0 \mathbf{E}$ can be thought of as the polarization density contribution of vacuum. Vacuum, though represents nothingness, has electrons and positrons, or electron-positron pairs lurking in it. Electron is matter, whereas positron is anti-matter. In the quiescent state, they represent nothingness, but they can be polarized by an electric field \mathbf{E} . That also explains why electromagnetic wave can propagate through vacuum.

For many media, it can be assumed to be a linear media. Then $\mathbf{P} = \varepsilon_0 \chi_0 \mathbf{E}$

$$\begin{aligned} \mathbf{D} &= \varepsilon_0 \mathbf{E} + \varepsilon_0 \chi_0 \mathbf{E} \\ &= \varepsilon_0 (1 + \chi_0) \mathbf{E} = \varepsilon \mathbf{E} \end{aligned} \quad (1.3)$$

In other words, for linear material media, one can replace the vacuum permittivity ε_0 with an effective permittivity ε .

In free space:

$$\varepsilon = \varepsilon_0 = 8.854 \times 10^{-12} \approx \frac{10^{-8}}{36\pi} \text{ F/m} \quad (1.4)$$

The constitutive relation between magnetic flux \mathbf{B} and magnetic field \mathbf{H} is given as

$$\mathbf{B} = \mu \mathbf{H}, \quad \mu = \text{permeability H/m} \quad (1.5)$$

In free space,

$$\mu = \mu_0 = 4\pi \times 10^{-7} \text{ H/m} \quad (1.6)$$

In other materials, the permeability can be written as

$$\mu = \mu_0 \mu_r \quad (1.7)$$

Similarly, the permittivity for electric field can be written as

$$\varepsilon = \varepsilon_0 \varepsilon_r \quad (1.8)$$

¹Note that a dipole moment is given by $Q\ell$ where Q is its charge in coulomb and ℓ is its length in m. Hence, dipole density, or polarization density as dimension of coulomb/m², which is the same as that of electric flux \mathbf{D} .

2 Emergence of Wave Phenomenon, Triumph of Maxwell's Equations

One of the major triumphs of Maxwell's equations is the prediction of the wave phenomenon. This was experimentally verified by Heinrich Hertz in 1888, some 23 years after the completion of Maxwell's theory. Then it was realized that electromagnetic wave propagates at a tremendous velocity which is the velocity of light. This was also the defining moment which revealed that the field of electricity and magnetism and the field of optics were both described by Maxwell's equations or electromagnetic theory.

To see this, we consider the first two Maxwell's equations in vacuum or a source-free medium.² They are

$$\nabla \times \mathbf{E} = -\mu_0 \frac{\partial \mathbf{H}}{\partial t} \quad (2.1)$$

$$\nabla \times \mathbf{H} = -\varepsilon_0 \frac{\partial \mathbf{E}}{\partial t} \quad (2.2)$$

Taking the curl of (2.1), we have

$$\nabla \times \nabla \times \mathbf{E} = -\mu_0 \frac{\partial}{\partial t} \nabla \times \mathbf{H} \quad (2.3)$$

It is understood that in the above, the double curl operator implies $\nabla \times (\nabla \times \mathbf{E})$. Substituting (2.2) into (2.3), we have

$$\nabla \times \nabla \times \mathbf{E} = -\mu_0 \varepsilon_0 \frac{\partial^2}{\partial t^2} \mathbf{E} \quad (2.4)$$

Furthermore, using the identity that

$$\nabla \times \nabla \times \mathbf{E} = \nabla \nabla \cdot \mathbf{E} - \nabla^2 \mathbf{E} \quad (2.5)$$

and that $\nabla \cdot \mathbf{E} = 0$ in a source-free medium, we have

$$\nabla^2 \mathbf{E} - \mu_0 \varepsilon_0 \frac{\partial^2}{\partial t^2} \mathbf{E} = 0 \quad (2.6)$$

To see the simplest form of wave emerging in the above, we can let $\mathbf{E} = \hat{x}E_x(z, t)$ so that $\nabla \cdot \mathbf{E} = 0$ satisfying the source-free condition. Then (2.6) becomes

$$\frac{\partial^2}{\partial z^2} E_x(z, t) - \mu_0 \varepsilon_0 \frac{\partial^2}{\partial t^2} E_x(z, t) = 0 \quad (2.7)$$

Eq. (2.7) is known mathematically as the wave equation. It can also be written as

$$\frac{\partial^2}{\partial z^2} f(z, t) - \frac{1}{c_0^2} \frac{\partial^2}{\partial t^2} f(z, t) = 0 \quad (2.8)$$

²Since the third and the fourth Maxwell's equations are derivable from the first two.

where $c_0^2 = (\mu_0 \epsilon_0)^{-1}$. Eq. (2.8) can also be factorized as

$$\left(\frac{\partial}{\partial z} - \frac{1}{c_0} \frac{\partial}{\partial t} \right) \left(\frac{\partial}{\partial z} + \frac{1}{c_0} \frac{\partial}{\partial t} \right) f(z, t) = 0 \quad (2.9)$$

or

$$\left(\frac{\partial}{\partial z} + \frac{1}{c_0} \frac{\partial}{\partial t} \right) \left(\frac{\partial}{\partial z} - \frac{1}{c_0} \frac{\partial}{\partial t} \right) f(z, t) = 0 \quad (2.10)$$

The above implies that we have

$$\left(\frac{\partial}{\partial z} + \frac{1}{c_0} \frac{\partial}{\partial t} \right) f_+(z, t) = 0 \quad (2.11)$$

or

$$\left(\frac{\partial}{\partial z} - \frac{1}{c_0} \frac{\partial}{\partial t} \right) f_-(z, t) = 0 \quad (2.12)$$

Equation (2.11) and (2.12) are known as the one-way wave equations or advective equations. From the above factorization, it is seen that the solutions of these one-way wave equations are also the solutions of the original wave equation given by (2.8). Their general solutions are then

$$f_+(z, t) = F_+(z - c_0 t) \quad (2.13)$$

$$f_-(z, t) = F_-(z + c_0 t) \quad (2.14)$$

Eq. (2.13) constitutes a right-traveling wave function of any shape while (2.14) constitutes a left-traveling wave function of any shape. Since Eqs. (2.13) and (2.14) are also solutions to (2.8), we can write the general solution to the wave equation as

$$f(z, t) = F_+(z - c_0 t) + F_-(z + c_0 t) \quad (2.15)$$

This is a wonderful result since F_+ and F_- are arbitrary functions of any shape (see Figure 1); they can be used to encode information for communication!

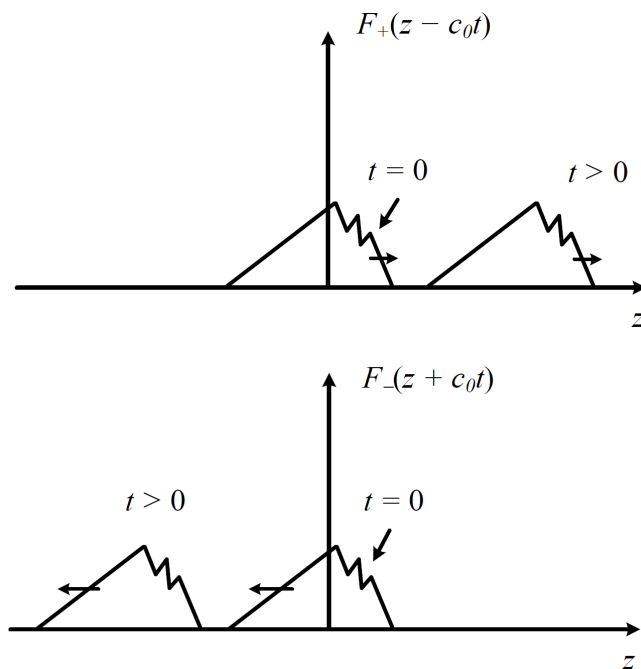


Figure 1:

Furthermore, one can calculate the velocity of this wave to be

$$c_0 = 299,792,458 \text{ m/s} \simeq 3 \times 10^8 \text{ m/s} \quad (2.16)$$

where $c_0 = \sqrt{1/\mu_0 \epsilon_0}$.

Maxwell's equations (2.1) implies that \mathbf{E} and \mathbf{H} are linearly proportional to each other. Thus, there is only one independent constant in the wave equation, and the value of μ_0 is defined to be $4\pi \times 10^{-7}$ henry m^{-1} , while the value of ϵ_0 has been measured to be about 8.854×10^{-12} farad m^{-1} . Now it has been decided that the velocity of light is defined to be the integer given in (2.16). A meter is defined to be the distance traveled by light in $1/(299792458)$ seconds. Hence, the more accurate that unit of time or second can be calibrated, the more accurate can we calibrate the unit of length or meter.

3 Static Electromagnetics

When the fields are not time varying, namely that $\partial/\partial t = 0$, we arrive at the static Maxwell's equations, namely

$$\nabla \times \mathbf{E} = 0 \quad (3.1)$$

$$\nabla \times \mathbf{H} = \mathbf{J} \quad (3.2)$$

$$\nabla \cdot \mathbf{D} = \rho \quad (3.3)$$

$$\nabla \cdot \mathbf{B} = 0 \quad (3.4)$$

Notice the the electrostatic field system is decoupled from the magnetostatic field system. However, in a resistive system where

$$\mathbf{J} = \sigma \mathbf{E} \quad (3.5)$$

the two systems are coupled again. This is known as resistive coupling between them. But if $\sigma \rightarrow \infty$, in the case of a perfect conductor, or superconductor, then for a finite \mathbf{J} , \mathbf{E} has to be zero. The two systems are decoupled again.

Also, one can arrive at the equations above by letting $\mu_0 \rightarrow 0$ and $\epsilon_0 \rightarrow 0$. In this case, the velocity of light becomes infinite, or retardation effect is negligible. In other words, there is no time delay for signal propagation through the system in the static approximation.

3.1 Electrostatics

We see that Faraday's law in the static limit is

$$\nabla \times \mathbf{E} = 0 \quad (3.6)$$

One way to satisfy the above is to let $\mathbf{E} = -\nabla\Phi$ because of the identity $\nabla \times \nabla = 0$.³ Alternatively, one can assume that \mathbf{E} is a constant. But we usually are interested in solutions that vanish at infinity, and hence, the latter is not a viable solution. Therefore, we let

$$\mathbf{E} = -\nabla\Phi \quad (3.7)$$

3.1.1 Example

Fields of a sphere of uniform charge density ρ :

Assuming that $\Phi|_{r=\infty} = 0$, what is Φ at $r \leq a$? And Φ at $r > a$?

3.2 Poisson's Equation

As a consequence of the above,

$$\nabla \cdot \mathbf{D} = \rho \Rightarrow \nabla \cdot \epsilon \mathbf{E} = \rho \Rightarrow -\nabla \cdot \epsilon \nabla \Phi = \rho \quad (3.8)$$

³One can easily go through the algebra to convince oneself of this.

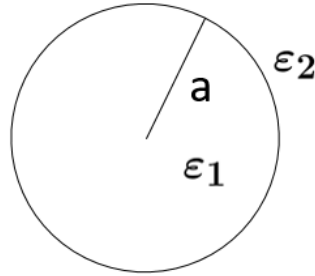


Figure 2:

In the last equation above, if ε is a constant of space, or independent of \mathbf{r} , then one arrives at the simple Poisson's equation, which is a partial differential equation

$$\nabla^2 \Phi = -\frac{\rho}{\varepsilon} \quad (3.9)$$

Here,

$$\nabla^2 = \nabla \cdot \nabla = \frac{\partial^2}{\partial x^2} + \frac{\partial^2}{\partial y^2} + \frac{\partial^2}{\partial z^2}$$

For a point source, we know that

$$\mathbf{E} = \frac{q}{4\pi\varepsilon r^2} \hat{r} = -\nabla \Phi \quad (3.10)$$

From the above, we deduce that⁴

$$\Phi = \frac{q}{4\pi\varepsilon r} \quad (3.11)$$

Therefore, we know the solution to Poisson's equation (3.9) when the source ρ represents a point source. Since this is a **linear equation**, we can use the principle of linear superposition to find the solution when ρ is arbitrary.

A point source located at \mathbf{r}' is described by a charge density as

$$\rho(\mathbf{r}) = q\delta(\mathbf{r} - \mathbf{r}') \quad (3.12)$$

where $\delta(\mathbf{r} - \mathbf{r}')$ is a short-hand notation for $\delta(x - x')\delta(y - y')\delta(z - z')$. Therefore, from (3.9), the corresponding partial differential equation for a point source is

$$\nabla^2 \Phi(\mathbf{r}) = -\frac{q\delta(\mathbf{r} - \mathbf{r}')}{\varepsilon} \quad (3.13)$$

⁴One can always take the gradient or ∇ of Φ to verify this.

The solution to the above equation, from Coulomb's law, has to be

$$\Phi(\mathbf{r}) = \frac{q}{4\pi\epsilon|\mathbf{r} - \mathbf{r}'|} \quad (3.14)$$

where (3.11) is for a point source at the origin, but (3.14) is for a point source located and translated to \mathbf{r}' .

3.3 Static Green's Function

Let us define a partial differential equation given by

$$\nabla^2 g(\mathbf{r} - \mathbf{r}') = -\delta(\mathbf{r} - \mathbf{r}') \quad (3.15)$$

The above is similar to Poisson's equation with a point source on the right-hand side as in (3.13). But such a solution, a response to a point source, is called the Green's function.⁵ By comparing equations (3.13) and (3.15), then making use of (3.14), it is deduced that the Green's function is

$$g(\mathbf{r} - \mathbf{r}') = \frac{1}{4\pi|\mathbf{r} - \mathbf{r}'|} \quad (3.16)$$

An arbitrary source can be expressed as

$$\varrho(\mathbf{r}) = \iiint_V dV' \varrho(\mathbf{r}') \delta(\mathbf{r} - \mathbf{r}') \quad (3.17)$$

The above is just the statement that an arbitrary charge distribution $\varrho(\mathbf{r})$ can be expressed as a linear superposition of point sources $\delta(\mathbf{r} - \mathbf{r}')$. Using the above in (3.9), we have

$$\nabla^2 \Phi(\mathbf{r}) = -\frac{1}{\epsilon} \iiint_V dV' \varrho(\mathbf{r}') \delta(\mathbf{r} - \mathbf{r}') \quad (3.18)$$

We can let

$$\Phi(\mathbf{r}) = \frac{1}{\epsilon} \iiint_V dV' g(\mathbf{r} - \mathbf{r}') \varrho(\mathbf{r}') \quad (3.19)$$

By substituting the above into the left-hand side of (3.18), exchanging order of integration and differentiation, and then making use of equation (3.9), it can be shown that (3.19) indeed satisfies (3.11). The above is just a convolutional integral. Hence, the potential $\Phi(\mathbf{r})$ due to an arbitrary source distribution $\varrho(\mathbf{r})$ can be found by using convolution, namely,

$$\Phi(\mathbf{r}) = \frac{1}{4\pi\epsilon} \iiint_V \frac{\varrho(\mathbf{r}')}{|\mathbf{r} - \mathbf{r}'|} dV' \quad (3.20)$$

In a nutshell, the solution of Poisson's equation when it is driven by an arbitrary source ϱ , is the convolution of the source with the static Green's function, a point source response.

⁵George Green (1793-1841), the son of a Nottingham miller, was self-taught, but his work has a profound impact in our world.

3.4 Laplace's Equation

If $\rho = 0$, or if we are in a source-free region,

$$\nabla^2\Phi = 0 \quad (3.21)$$

which is the Laplace's equation. Laplace's equation is usually solved as a boundary value problem. In such a problem, the potential Φ is stipulated on the boundary of a region, and then the solution is sought in the intermediate region so as to match the boundary condition.

Examples of such boundary value problems are given below.

3.4.1 Example 1

A capacitor has two parallel plates attached to a battery, what is \mathbf{E} field inside the capacitor?

First, one guess the electric field between the two parallel plates. Then one arrive at a potential Φ in between the plates so as to produce the field. Then the potential is found so as to match the boundary conditions of $\Phi = V$ in the upper plate, and $\Phi = 0$ in the lower plate. What is the Φ that will satisfy the requisite boundary condition?

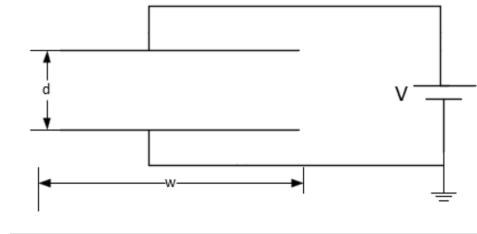


Figure 3:

3.4.2 Example 2

A coaxial cable has two conductors. The outer conductor is grounded and hence is at zero potential. The inner conductor is at voltage V . What is the solution?

For this, one will have to write the Laplace's equation in cylindrical coordinates, namely,

$$\nabla^2\Phi = \frac{1}{\rho} \frac{\partial}{\partial \rho} \left(\rho \frac{\partial \Phi}{\partial \rho} \right) + \frac{1}{\rho^2} \frac{\partial^2 \Phi}{\partial \phi^2} = 0 \quad (3.22)$$

In the above, we assume that the potential is constant in the z direction, and hence, $\partial/\partial z = 0$, and ρ, ϕ, z are the cylindrical coordinates. By assuming axi-

symmetry, we can let $\partial/\partial\phi = 0$ and the above becomes

$$\nabla^2\Phi = \frac{1}{\rho} \frac{\partial}{\partial\rho} \left(\rho \frac{\partial\Phi}{\partial\rho} \right) = 0 \quad (3.23)$$

Show that $\Phi = A \ln \rho + B$ is a general solution to Laplace's equation in cylindrical coordinates inside a coax. What is the Φ that will satisfy the requisite boundary condition?

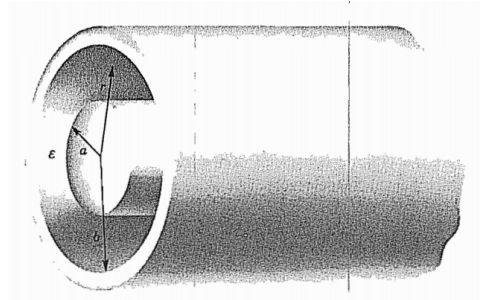


Figure 4: