

Lecture 6

Time-Harmonic Fields, Complex Power and Poynting's Theorem

6.1 Time-Harmonic Fields—Linear Systems

The analysis of Maxwell's equations can be greatly simplified by assuming the fields to be time harmonic, or sinusoidal (cosinusoidal). Electrical engineers use a method called phasor technique [31, 45], to simplify equations involving time-harmonic signals. This is also a poor-man's Fourier transform [46]. That is one begets the benefits of Fourier transform technique without knowledge of Fourier transform. Since only one time-harmonic frequency is involved, this is also called frequency domain analysis.¹

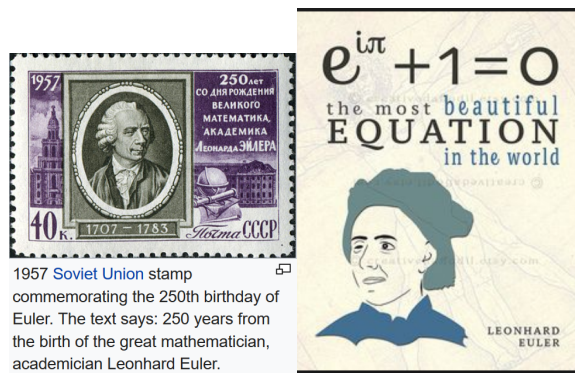


Figure 6.1: Courtesy of Wikipedia and Pinterest.

¹It is simple only for linear systems: for nonlinear systems, such analysis can be quite unwieldy. But rest assured, as we will not discuss nonlinear systems in this course.

To learn phasor techniques, one makes use of the formula due to Euler (1707–1783) (Wikipedia)

$$e^{j\alpha} = \cos \alpha + j \sin \alpha \quad (6.1.1)$$

where $j = \sqrt{-1}$ is an imaginary number. But lo and behold, in other disciplines, $\sqrt{-1}$ is denoted by “ i ”, but “ i ” is too close to the symbol for current. So the preferred symbol for electrical engineering for an imaginary number is j : a quirkness of convention, just as positive charges do not carry current in a wire.

From Euler’s formula one gets

$$\cos \alpha = \Re(e^{j\alpha}) \quad (6.1.2)$$

Hence, all time harmonic quantity can be written as

$$V(x, y, z, t) = V'(x, y, z) \cos(\omega t + \alpha) \quad (6.1.3)$$

$$= V'(\mathbf{r}) \Re(e^{j(\omega t + \alpha)}) \quad (6.1.4)$$

$$= \Re(V'(\mathbf{r})e^{j\alpha}e^{j\omega t}) \quad (6.1.5)$$

$$= \Re(\tilde{V}(\mathbf{r})e^{j\omega t}) \quad (6.1.6)$$

Now $\tilde{V}(\mathbf{r}) = V'(\mathbf{r})e^{j\alpha}$ is a complex number called the phasor representation or phasor of $V(\mathbf{r}, t)$ a time-harmonic quantity.² Here, the phase $\alpha = \alpha(\mathbf{r})$ can also be a function of position \mathbf{r} , or x, y, z . Consequently, any component of a field can be expressed as

$$E_x(x, y, z, t) = E_x(\mathbf{r}, t) = \Re[\tilde{E}_x(\mathbf{r})e^{j\omega t}] \quad (6.1.7)$$

The above can be repeated for y and z components. Compactly, one can write

$$\mathbf{E}(\mathbf{r}, t) = \Re[\tilde{\mathbf{E}}(\mathbf{r})e^{j\omega t}] \quad (6.1.8)$$

$$\mathbf{H}(\mathbf{r}, t) = \Re[\tilde{\mathbf{H}}(\mathbf{r})e^{j\omega t}] \quad (6.1.9)$$

where $\tilde{\mathbf{E}}$ and $\tilde{\mathbf{H}}$ are complex vector fields. Such phasor representations of time-harmonic fields simplify Maxwell’s equations. For instance, if one writes

$$\mathbf{B}(\mathbf{r}, t) = \Re(\tilde{\mathbf{B}}(\mathbf{r})e^{j\omega t}) \quad (6.1.10)$$

then

$$\begin{aligned} \frac{\partial}{\partial t} \mathbf{B}(\mathbf{r}, t) &= \frac{\partial}{\partial t} \Re[\tilde{\mathbf{B}}(\mathbf{r})e^{j\omega t}] \\ &= \Re\left(\frac{\partial}{\partial t} \tilde{\mathbf{B}}(\mathbf{r})j\omega e^{j\omega t}\right) \\ &= \Re(\tilde{\mathbf{B}}(\mathbf{r})j\omega e^{j\omega t}) \end{aligned} \quad (6.1.11)$$

²We will use under tilde to denote a complex number or a phasor here, but this notation will be dropped later. Whether a variable is complex or real is clear from the context.

Therefore, a time derivative can be effected very simply for a time-harmonic field. One just needs to multiply $j\omega$ to the phasor representation of a field or a signal. Therefore, given Faraday's law that

$$\nabla \times \mathbf{E} = -\frac{\partial \mathbf{B}}{\partial t} - \mathbf{M} \quad (6.1.12)$$

assuming that all quantities are time harmonic, then

$$\mathbf{E}(\mathbf{r}, t) = \Re e[\underline{\mathbf{E}}(\mathbf{r})e^{j\omega t}] \quad (6.1.13)$$

$$\mathbf{M}(\mathbf{r}, t) = \Re e[\underline{\mathbf{M}}(\mathbf{r})e^{j\omega t}] \quad (6.1.14)$$

using (6.1.11), and (6.1.14), into (6.1.12), one gets

$$\nabla \times \mathbf{E}(\mathbf{r}, t) = \Re e[\nabla \times \underline{\mathbf{E}}(\mathbf{r})e^{j\omega t}] \quad (6.1.15)$$

and that

$$\Re e[\nabla \times \underline{\mathbf{E}}(\mathbf{r})e^{j\omega t}] = -\Re e[\underline{\mathbf{B}}(\mathbf{r})j\omega e^{j\omega t}] - \Re e[\underline{\mathbf{M}}(\mathbf{r})e^{j\omega t}] \quad (6.1.16)$$

Since if

$$\Re e[Ae^{j\omega t}] = \Re e[Be^{j\omega t}], \quad \forall t \quad (6.1.17)$$

then $A = B$, it must be true from (6.1.16) that

$$\nabla \times \underline{\mathbf{E}}(\mathbf{r}) = -j\omega \underline{\mathbf{B}}(\mathbf{r}) - \underline{\mathbf{M}}(\mathbf{r}) \quad (6.1.18)$$

Hence, finding the phasor representation of an equation is clear: whenever we have $\frac{\partial}{\partial t}$, we replace it by $j\omega$. Applying this methodically to the other Maxwell's equations, we have

$$\nabla \times \underline{\mathbf{H}}(\mathbf{r}) = j\omega \underline{\mathbf{D}}(\mathbf{r}) + \underline{\mathbf{J}}(\mathbf{r}) \quad (6.1.19)$$

$$\nabla \cdot \underline{\mathbf{D}}(\mathbf{r}) = \underline{\rho}_e(\mathbf{r}) \quad (6.1.20)$$

$$\nabla \cdot \underline{\mathbf{B}}(\mathbf{r}) = \underline{\rho}_m(\mathbf{r}) \quad (6.1.21)$$

In the above, the phasors are functions of frequency. For instance, $\underline{\mathbf{H}}(\mathbf{r})$ should rightly be written as $\underline{\mathbf{H}}(\mathbf{r}, \omega)$, but the ω dependence is implied.

6.2 Fourier Transform Technique

In the phasor representation, Maxwell's equations has no time derivatives; hence the equations are simplified. We can also arrive at the above simplified equations using Fourier transform

technique. To this end, we use Faraday's law as an example. By letting

$$\mathbf{E}(\mathbf{r}, t) = \frac{1}{2\pi} \int_{-\infty}^{\infty} \mathbf{E}(\mathbf{r}, \omega) e^{j\omega t} d\omega \quad (6.2.1)$$

$$\mathbf{B}(\mathbf{r}, t) = \frac{1}{2\pi} \int_{-\infty}^{\infty} \mathbf{B}(\mathbf{r}, \omega) e^{j\omega t} d\omega \quad (6.2.2)$$

$$\mathbf{M}(\mathbf{r}, t) = \frac{1}{2\pi} \int_{-\infty}^{\infty} \mathbf{M}(\mathbf{r}, \omega) e^{j\omega t} d\omega \quad (6.2.3)$$

Substituting the above into Faraday's law given by (6.1.12), we get

$$\nabla \times \int_{-\infty}^{\infty} d\omega e^{j\omega t} \mathbf{E}(\mathbf{r}, \omega) = -\frac{\partial}{\partial t} \int_{-\infty}^{\infty} d\omega e^{j\omega t} \mathbf{B}(\mathbf{r}, \omega) - \int_{-\infty}^{\infty} d\omega e^{j\omega t} \mathbf{M}(\mathbf{r}, \omega) \quad (6.2.4)$$

Using the fact that

$$\frac{\partial}{\partial t} \int_{-\infty}^{\infty} d\omega e^{j\omega t} \mathbf{B}(\mathbf{r}, \omega) = \int_{-\infty}^{\infty} d\omega \frac{\partial}{\partial t} e^{j\omega t} \mathbf{B}(\mathbf{r}, \omega) = \int_{-\infty}^{\infty} d\omega e^{j\omega t} j\omega \mathbf{B}(\mathbf{r}, \omega) \quad (6.2.5)$$

and that

$$\nabla \times \int_{-\infty}^{\infty} d\omega e^{j\omega t} \mathbf{E}(\mathbf{r}, \omega) = \int_{-\infty}^{\infty} d\omega e^{j\omega t} \nabla \times \mathbf{E}(\mathbf{r}, \omega) \quad (6.2.6)$$

Furthermore, using the fact that

$$\int_{-\infty}^{\infty} d\omega e^{j\omega t} A(\omega) = \int_{-\infty}^{\infty} d\omega e^{j\omega t} B(\omega), \quad \forall t \quad (6.2.7)$$

implies that $A(\omega) = B(\omega)$, and using (6.2.5) and (6.2.6) in (6.2.4), and the property (6.2.7), one gets

$$\nabla \times \mathbf{E}(\mathbf{r}, \omega) = -j\omega \mathbf{B}(\mathbf{r}, \omega) - \mathbf{M}(\mathbf{r}, \omega) \quad (6.2.8)$$

These equations look exactly like the phasor equations we have derived previously, save that the field $\mathbf{E}(\mathbf{r}, \omega)$, $\mathbf{B}(\mathbf{r}, \omega)$, and $\mathbf{M}(\mathbf{r}, \omega)$ are now the Fourier transforms of the field $\mathbf{E}(\mathbf{r}, t)$, $\mathbf{B}(\mathbf{r}, t)$, and $\mathbf{M}(\mathbf{r}, t)$. Moreover, the Fourier transform variables can be complex just like phasors. Repeating the exercise above for the other Maxwell's equations, we obtain equations that look similar to those for their phasor representations. Hence, Maxwell's equations can be simplified either by using phasor technique or Fourier transform technique. However, the dimensions of the phasors are different from the dimensions of the Fourier-transformed fields: $\underline{\mathbf{E}}(\mathbf{r})$ and $\mathbf{E}(\mathbf{r}, \omega)$ do not have the same dimension on closer examination.

6.3 Complex Power

Consider now that in the phasor representations, $\underline{\mathbf{E}}(\mathbf{r})$ and $\underline{\mathbf{H}}(\mathbf{r})$ are complex vectors, and their cross product, $\underline{\mathbf{E}}(\mathbf{r}) \times \underline{\mathbf{H}}^*(\mathbf{r})$, which still has the unit of power density, has a different physical meaning. First, consider the instantaneous Poynting's vector

$$\mathbf{S}(\mathbf{r}, t) = \mathbf{E}(\mathbf{r}, t) \times \mathbf{H}(\mathbf{r}, t) \quad (6.3.1)$$

where all the quantities are real valued. Now, we can use phasor technique to analyze the above. Assuming time-harmonic fields, the above can be rewritten as

$$\begin{aligned} \mathbf{S}(\mathbf{r}, t) &= \Re e[\underline{\mathbf{E}}(\mathbf{r})e^{j\omega t}] \times \Re e[\underline{\mathbf{H}}(\mathbf{r})e^{j\omega t}] \\ &= \frac{1}{2}[\underline{\mathbf{E}}e^{j\omega t} + (\underline{\mathbf{E}}e^{j\omega t})^*] \times \frac{1}{2}[\underline{\mathbf{H}}e^{j\omega t} + (\underline{\mathbf{H}}e^{j\omega t})^*] \end{aligned} \quad (6.3.2)$$

where we have made use of the formula that

$$\Re e(Z) = \frac{1}{2}(Z + Z^*) \quad (6.3.3)$$

Then more elaborately, on expanding (6.3.2), we get

$$\mathbf{S}(\mathbf{r}, t) = \frac{1}{4}\underline{\mathbf{E}} \times \underline{\mathbf{H}}e^{2j\omega t} + \frac{1}{4}\underline{\mathbf{E}} \times \underline{\mathbf{H}}^* + \frac{1}{4}\underline{\mathbf{E}}^* \times \underline{\mathbf{H}} + \frac{1}{4}\underline{\mathbf{E}}^* \times \underline{\mathbf{H}}e^{-2j\omega t} \quad (6.3.4)$$

Then rearranging terms and using (6.3.3) yield

$$\mathbf{S}(\mathbf{r}, t) = \frac{1}{2}\Re e[\underline{\mathbf{E}} \times \underline{\mathbf{H}}^*] + \frac{1}{2}\Re e[\underline{\mathbf{E}} \times \underline{\mathbf{H}}e^{2j\omega t}] \quad (6.3.5)$$

where the first term is independent of time, while the second term is sinusoidal in time. If we define a time-average quantity such that

$$\mathbf{S}_{av} = \langle \mathbf{S}(\mathbf{r}, t) \rangle = \lim_{T \rightarrow \infty} \frac{1}{T} \int_0^T \mathbf{S}(\mathbf{r}, t) dt \quad (6.3.6)$$

then it is quite clear that the second term of (6.3.5) time averages to zero, and

$$\mathbf{S}_{av} = \langle \mathbf{S}(\mathbf{r}, t) \rangle = \frac{1}{2}\Re e[\underline{\mathbf{E}} \times \underline{\mathbf{H}}^*] \quad (6.3.7)$$

Hence, in the phasor representation, the quantity

$$\underline{\mathbf{S}} = \underline{\mathbf{E}} \times \underline{\mathbf{H}} \quad (6.3.8)$$

is termed the complex Poynting's vector. The power flow associated with it is termed complex power.

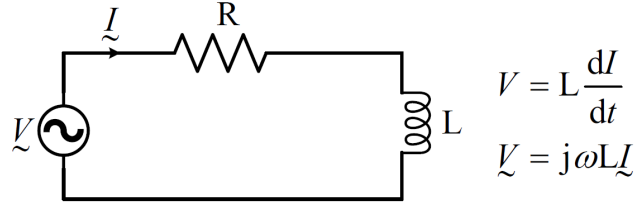


Figure 6.2:

To understand what complex power is, it is fruitful if we revisit complex power [47, 48] in our circuit theory course. The circuit in Figure 6.2 can be easily solved by using phasor technique. The impedance of the circuit is $Z = R + j\omega L$. Hence,

$$\underline{V} = (R + j\omega L)\underline{I} \quad (6.3.9)$$

where \underline{V} and \underline{I} are the phasors of the voltage and current for time-harmonic signals. Just as in the electromagnetic case, the complex power is taken to be

$$\underline{P} = \underline{V}\underline{I}^* \quad (6.3.10)$$

But the instantaneous power is given by

$$P_{inst}(t) = V(t)I(t) \quad (6.3.11)$$

where $V(t) = \Re\{\underline{V}e^{j\omega t}\}$ and $I(t) = \Re\{\underline{I}e^{j\omega t}\}$. As shall be shown below,

$$P_{av} = \langle P_{inst}(t) \rangle = \frac{1}{2} \Re[\underline{P}] \quad (6.3.12)$$

It is clear that if $V(t)$ is sinusoidal, it can be written as

$$V(t) = V_0 \cos(\omega t) = \Re[\underline{V}e^{j\omega t}] \quad (6.3.13)$$

where, without loss of generality, we assume that $\underline{V} = V_0$. Then from (6.3.9), it is clear that $V(t)$ and $I(t)$ are not in phase. Namely that

$$I(t) = I_0 \cos(\omega t + \alpha) = \Re[\underline{I}e^{j\omega t}] \quad (6.3.14)$$

where $\underline{I} = I_0 e^{j\alpha}$. Then

$$\begin{aligned} P_{inst}(t) &= V_0 I_0 \cos(\omega t) \cos(\omega t + \alpha) \\ &= V_0 I_0 \cos(\omega t) [\cos(\omega t) \cos(\alpha) - \sin(\omega t) \sin \alpha] \\ &= V_0 I_0 \cos^2(\omega t) \cos \alpha - V_0 I_0 \cos(\omega t) \sin(\omega t) \sin \alpha \end{aligned} \quad (6.3.15)$$

It can be seen that the first term does not time-average to zero, but the second term does. Now taking the time average of (6.3.15), we get

$$P_{av} = \langle P_{inst} \rangle = \frac{1}{2} V_0 I_0 \cos \alpha = \frac{1}{2} \Re[V \tilde{I}^*] \quad (6.3.16)$$

$$= \frac{1}{2} \Re[\tilde{P}] \quad (6.3.17)$$

On the other hand, the reactive power

$$P_{reactive} = \frac{1}{2} \Im[\tilde{P}] = \frac{1}{2} \Im[V \tilde{I}^*] = \frac{1}{2} \Im[V_0 I_0 e^{-j\alpha}] = -\frac{1}{2} V_0 I_0 \sin \alpha \quad (6.3.18)$$

One sees that amplitude of the time-varying term in (6.3.15) is precisely proportional to $\Im[\tilde{P}]$.³

The reason for the existence of imaginary part of \tilde{P} is because $V(t)$ and $I(t)$ are out of phase or $V = V_0$, but $I = I_0 e^{j\alpha}$. The reason why they are out of phase is because the circuit has a reactive part to it. Hence the imaginary part of complex power is also called the reactive power [34, 47, 48]. In a reactive circuit, the plot of the instantaneous power is shown in Figure 6.3. The reactive power corresponds to part of the instantaneous power that time averages to zero. This part is there when $\alpha \neq 0$ or when a reactive component like an inductor or capacitor exists in the circuit. When a power company delivers power to our home, the power is complex because the current and voltage are not in phase. Even though the reactive power time averages to zero, the power company still needs to deliver it to our home to run our washing machine, dish washer, fans, and air conditioner etc, and hence, charges us for it.

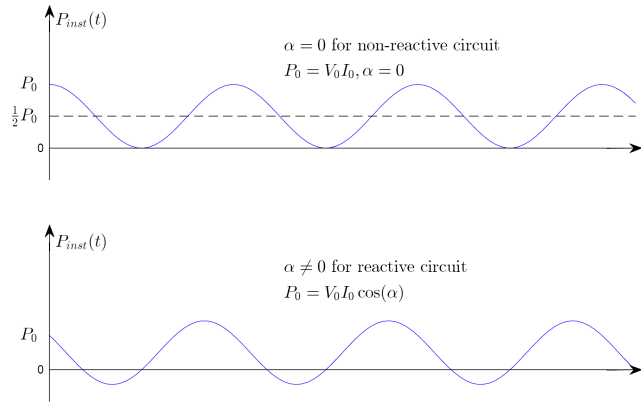


Figure 6.3:

³Because that complex power is proportional to $V \tilde{I}^*$, it is the relative phase between V and \tilde{I} that matters. Therefore, α above is the relative phase between the phasor current and phasor voltage.

Bibliography

- [1] J. A. Kong, “Theory of electromagnetic waves,” *New York, Wiley-Interscience, 1975.* 348 p., 1975.
- [2] A. Einstein *et al.*, “On the electrodynamics of moving bodies,” *Annalen der Physik*, vol. 17, no. 891, p. 50, 1905.
- [3] P. A. M. Dirac, “The quantum theory of the emission and absorption of radiation,” *Proceedings of the Royal Society of London. Series A, Containing Papers of a Mathematical and Physical Character*, vol. 114, no. 767, pp. 243–265, 1927.
- [4] R. J. Glauber, “Coherent and incoherent states of the radiation field,” *Physical Review*, vol. 131, no. 6, p. 2766, 1963.
- [5] C.-N. Yang and R. L. Mills, “Conservation of isotopic spin and isotopic gauge invariance,” *Physical review*, vol. 96, no. 1, p. 191, 1954.
- [6] G. t’Hooft, *50 years of Yang-Mills theory.* World Scientific, 2005.
- [7] C. W. Misner, K. S. Thorne, and J. A. Wheeler, *Gravitation.* Princeton University Press, 2017.
- [8] F. Teixeira and W. C. Chew, “Differential forms, metrics, and the reflectionless absorption of electromagnetic waves,” *Journal of Electromagnetic Waves and Applications*, vol. 13, no. 5, pp. 665–686, 1999.
- [9] W. C. Chew, E. Michielssen, J.-M. Jin, and J. Song, *Fast and efficient algorithms in computational electromagnetics.* Artech House, Inc., 2001.
- [10] A. Volta, “On the electricity excited by the mere contact of conducting substances of different kinds. in a letter from Mr. Alexander Volta, FRS Professor of Natural Philosophy in the University of Pavia, to the Rt. Hon. Sir Joseph Banks, Bart. KBPR S,” *Philosophical transactions of the Royal Society of London*, no. 90, pp. 403–431, 1800.
- [11] A.-M. Ampère, *Exposé méthodique des phénomènes électro-dynamiques, et des lois de ces phénomènes.* Bachelier, 1823.

- [12] —, *Mémoire sur la théorie mathématique des phénomènes électro-dynamiques uniquement déduite de l'expérience: dans lequel se trouvent réunis les Mémoires que M. Ampère a communiqués à l'Académie royale des Sciences, dans les séances des 4 et 26 décembre 1820, 10 juin 1822, 22 décembre 1823, 12 septembre et 21 novembre 1825.* Bachelier, 1825.
- [13] B. Jones and M. Faraday, *The life and letters of Faraday.* Cambridge University Press, 2010, vol. 2.
- [14] G. Kirchhoff, "Ueber die auflösung der gleichungen, auf welche man bei der untersuchung der linearen vertheilung galvanischer ströme geführt wird," *Annalen der Physik*, vol. 148, no. 12, pp. 497–508, 1847.
- [15] L. Weinberg, "Kirchhoff's' third and fourth laws'," *IRE Transactions on Circuit Theory*, vol. 5, no. 1, pp. 8–30, 1958.
- [16] T. Standage, *The Victorian Internet: The remarkable story of the telegraph and the nineteenth century's online pioneers.* Phoenix, 1998.
- [17] J. C. Maxwell, "A dynamical theory of the electromagnetic field," *Philosophical transactions of the Royal Society of London*, no. 155, pp. 459–512, 1865.
- [18] H. Hertz, "On the finite velocity of propagation of electromagnetic actions," *Electric Waves*, vol. 110, 1888.
- [19] M. Romer and I. B. Cohen, "Roemer and the first determination of the velocity of light (1676)," *Isis*, vol. 31, no. 2, pp. 327–379, 1940.
- [20] A. Arons and M. Peppard, "Einstein's proposal of the photon concept—a translation of the Annalen der Physik paper of 1905," *American Journal of Physics*, vol. 33, no. 5, pp. 367–374, 1965.
- [21] A. Pais, "Einstein and the quantum theory," *Reviews of Modern Physics*, vol. 51, no. 4, p. 863, 1979.
- [22] M. Planck, "On the law of distribution of energy in the normal spectrum," *Annalen der physik*, vol. 4, no. 553, p. 1, 1901.
- [23] Z. Peng, S. De Graaf, J. Tsai, and O. Astafiev, "Tuneable on-demand single-photon source in the microwave range," *Nature communications*, vol. 7, p. 12588, 2016.
- [24] B. D. Gates, Q. Xu, M. Stewart, D. Ryan, C. G. Willson, and G. M. Whitesides, "New approaches to nanofabrication: molding, printing, and other techniques," *Chemical reviews*, vol. 105, no. 4, pp. 1171–1196, 2005.
- [25] J. S. Bell, "The debate on the significance of his contributions to the foundations of quantum mechanics, Bells Theorem and the Foundations of Modern Physics (A. van der Merwe, F. Selleri, and G. Tarozzi, eds.)," 1992.

- [26] D. J. Griffiths and D. F. Schroeter, *Introduction to quantum mechanics*. Cambridge University Press, 2018.
- [27] C. Pickover, *Archimedes to Hawking: Laws of science and the great minds behind them*. Oxford University Press, 2008.
- [28] R. Resnick, J. Walker, and D. Halliday, *Fundamentals of physics*. John Wiley, 1988.
- [29] S. Ramo, J. R. Whinnery, and T. Duzer van, *Fields and waves in communication electronics, Third Edition*. John Wiley & Sons, Inc., 1995.
- [30] J. L. De Lagrange, “Recherches d’arithmétique,” *Nouveaux Mémoires de l’Académie de Berlin*, 1773.
- [31] J. A. Kong, *Electromagnetic Wave Theory*. EMW Publishing, 2008.
- [32] H. M. Schey and H. M. Schey, *Div, grad, curl, and all that: an informal text on vector calculus*. WW Norton New York, 2005.
- [33] R. P. Feynman, R. B. Leighton, and M. Sands, *The Feynman lectures on physics, Vol. I: The new millennium edition: mainly mechanics, radiation, and heat*. Basic books, 2011, vol. 1.
- [34] W. C. Chew, *Waves and fields in inhomogeneous media*. IEEE press, 1995.
- [35] V. J. Katz, “The history of Stokes’ theorem,” *Mathematics Magazine*, vol. 52, no. 3, pp. 146–156, 1979.
- [36] W. K. Panofsky and M. Phillips, *Classical electricity and magnetism*. Courier Corporation, 2005.
- [37] T. Lancaster and S. J. Blundell, *Quantum field theory for the gifted amateur*. OUP Oxford, 2014.
- [38] W. C. Chew, “Ece 350x lecture notes,” <http://wcchew.ece.illinois.edu/chew/ece350.html>, 1990.
- [39] C. M. Bender and S. A. Orszag, *Advanced mathematical methods for scientists and engineers I: Asymptotic methods and perturbation theory*. Springer Science & Business Media, 2013.
- [40] J. M. Crowley, *Fundamentals of applied electrostatics*. Krieger Publishing Company, 1986.
- [41] C. Balanis, *Advanced Engineering Electromagnetics*. Hoboken, NJ, USA: Wiley, 2012.
- [42] J. D. Jackson, *Classical electrodynamics*. AAPT, 1999.
- [43] R. Courant and D. Hilbert, *Methods of Mathematical Physics: Partial Differential Equations*. John Wiley & Sons, 2008.

- [44] L. Esaki and R. Tsu, "Superlattice and negative differential conductivity in semiconductors," *IBM Journal of Research and Development*, vol. 14, no. 1, pp. 61–65, 1970.
- [45] E. Kudeki and D. C. Munson, *Analog Signals and Systems*. Upper Saddle River, NJ, USA: Pearson Prentice Hall, 2009.
- [46] A. V. Oppenheim and R. W. Schaffer, *Discrete-time signal processing*. Pearson Education, 2014.
- [47] R. F. Harrington, *Time-harmonic electromagnetic fields*. McGraw-Hill, 1961.
- [48] E. C. Jordan and K. G. Balmain, *Electromagnetic waves and radiating systems*. Prentice-Hall, 1968.
- [49] G. Agarwal, D. Pattanayak, and E. Wolf, "Electromagnetic fields in spatially dispersive media," *Physical Review B*, vol. 10, no. 4, p. 1447, 1974.
- [50] S. L. Chuang, *Physics of photonic devices*. John Wiley & Sons, 2012, vol. 80.
- [51] B. E. Saleh and M. C. Teich, *Fundamentals of photonics*. John Wiley & Sons, 2019.
- [52] M. Born and E. Wolf, *Principles of optics: electromagnetic theory of propagation, interference and diffraction of light*. Elsevier, 2013.
- [53] R. W. Boyd, *Nonlinear optics*. Elsevier, 2003.
- [54] Y.-R. Shen, "The principles of nonlinear optics," *New York, Wiley-Interscience, 1984, 575 p.*, 1984.
- [55] N. Bloembergen, *Nonlinear optics*. World Scientific, 1996.
- [56] P. C. Krause, O. Wasynczuk, and S. D. Sudhoff, *Analysis of electric machinery*. McGraw-Hill New York, 1986, vol. 564.
- [57] A. E. Fitzgerald, C. Kingsley, S. D. Umans, and B. James, *Electric machinery*. McGraw-Hill New York, 2003, vol. 5.
- [58] M. A. Brown and R. C. Semelka, *MRI.: Basic Principles and Applications*. John Wiley & Sons, 2011.
- [59] C. A. Balanis, *Advanced engineering electromagnetics*. John Wiley & Sons, 1999.
- [60] Wikipedia, "Lorentz force," 2019.
- [61] R. O. Dendy, *Plasma physics: an introductory course*. Cambridge University Press, 1995.
- [62] P. Sen and W. C. Chew, "The frequency dependent dielectric and conductivity response of sedimentary rocks," *Journal of microwave power*, vol. 18, no. 1, pp. 95–105, 1983.
- [63] D. A. Miller, *Quantum Mechanics for Scientists and Engineers*. Cambridge, UK: Cambridge University Press, 2008.

- [64] W. C. Chew, “Quantum mechanics made simple: Lecture notes,” <http://wcchew.ece.illinois.edu/chew/course/QMAll20161206.pdf>, 2016.
- [65] B. G. Streetman, S. Banerjee *et al.*, *Solid state electronic devices*. Prentice hall Englewood Cliffs, NJ, 1995, vol. 4.
- [66] Smithsonian, <https://www.smithsonianmag.com/history/this-1600-year-old-goblet-shows-that-the-romans-were-nanotechnology-pioneers-787224/>, accessed: 2019-09-06.