

# Lecture 26

## Radiation Fields

### 26.1 Radiation Fields or Far-Field Approximation

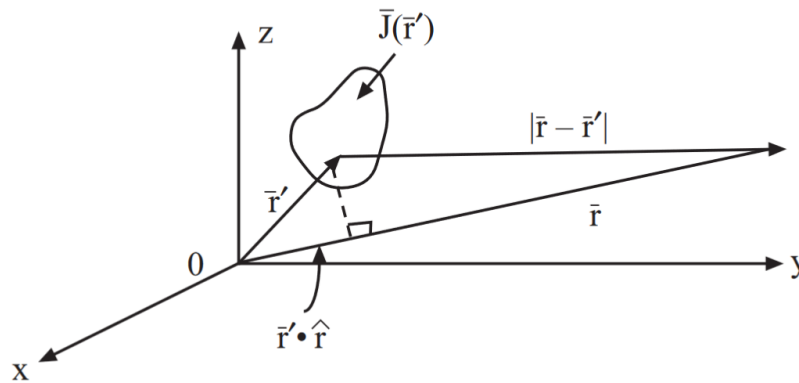


Figure 26.1:

In the previous lecture, we have derived the relation of the vector and scalar potentials to the sources  $\mathbf{J}$  and  $\varrho$ .

They are given by

$$\mathbf{A}(\mathbf{r}) = \mu \iiint_V d\mathbf{r}' \mathbf{J}(\mathbf{r}') \frac{e^{-j\beta|\mathbf{r}-\mathbf{r}'|}}{4\pi|\mathbf{r}-\mathbf{r}'|} \quad (26.1.1)$$

$$\Phi(\mathbf{r}) = \frac{1}{\varepsilon} \iiint_V d\mathbf{r}' \varrho(\mathbf{r}') \frac{e^{-j\beta|\mathbf{r}-\mathbf{r}'|}}{4\pi|\mathbf{r}-\mathbf{r}'|} \quad (26.1.2)$$

The integrals in (26.1.1) and (26.1.2) are normally untenable, but when the observation point is far from the source, approximation to the integrals can be made giving them a nice physical interpretation.

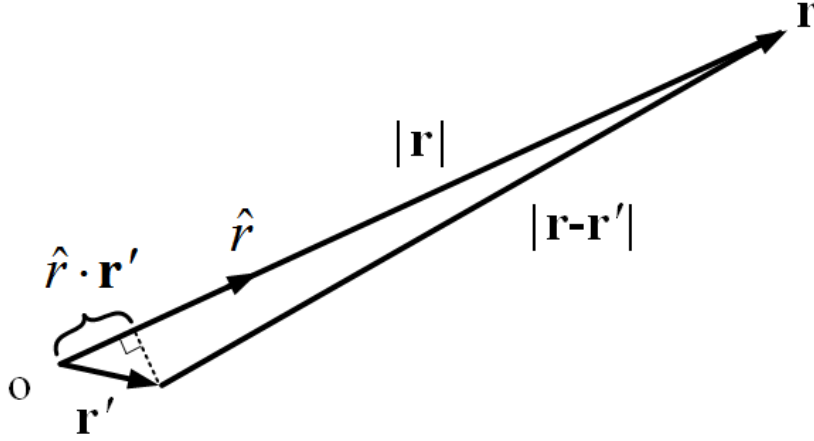


Figure 26.2:

### 26.1.1 Far-Field Approximation

When  $|\mathbf{r}| \gg |\mathbf{r}'|$ , then  $|\mathbf{r} - \mathbf{r}'| \approx r - \mathbf{r}' \cdot \hat{\mathbf{r}}$ , where  $r = |\mathbf{r}|$  and  $r' = |\mathbf{r}'|$ . This approximation can be shown algebraically or by geometrical argument as shown in Figure 26.2. Thus (26.1.1) above becomes

$$\mathbf{A}(\mathbf{r}) \approx \frac{\mu}{4\pi} \iiint_V d\mathbf{r}' \frac{\mu \mathbf{J}(\mathbf{r}')}{r - \mathbf{r}' \cdot \hat{\mathbf{r}}} e^{-j\beta r + j\beta \mathbf{r}' \cdot \hat{\mathbf{r}}} \approx \frac{\mu e^{-j\beta r}}{4\pi r} \iiint_V d\mathbf{r}' \mathbf{J}(\mathbf{r}') e^{j\beta \mathbf{r}' \cdot \hat{\mathbf{r}}} \quad (26.1.3)$$

In the above we have made use of that  $1/(1 - \Delta) \approx 1$  when  $\Delta$  is small, but  $e^{j\beta \Delta} \neq 1$ , unless  $j\beta \Delta \ll 1$ . Hence, we keep the exponential term in (26.1.3) but simplify the denominator to arrive at the last expression above.

If we let  $\boldsymbol{\beta} = \beta \hat{\mathbf{r}}$ , and  $\mathbf{r}' = \hat{x}x' + \hat{y}y' + \hat{z}z'$ , then

$$e^{j\beta \mathbf{r}' \cdot \hat{\mathbf{r}}} = e^{j\boldsymbol{\beta} \cdot \mathbf{r}'} = e^{j\beta_x x' + j\beta_y y' + j\beta_z z'} \quad (26.1.4)$$

Therefore (26.1.3) resembles a 3D Fourier transform integral, namely

$$\mathbf{A}(\mathbf{r}) \approx \frac{\mu e^{-j\beta r}}{4\pi r} \iiint_V d\mathbf{r}' \mathbf{J}(\mathbf{r}') e^{j\boldsymbol{\beta} \cdot \mathbf{r}'} \quad (26.1.5)$$

and (26.1.5) can be rewritten as

$$\mathbf{A}(\mathbf{r}) \cong \frac{\mu e^{-j\beta r}}{4\pi r} \mathbf{F}(\boldsymbol{\beta}) \quad (26.1.6)$$

where

$$\mathbf{F}(\boldsymbol{\beta}) = \iiint_V d\mathbf{r}' \mathbf{J}(\mathbf{r}') e^{j\boldsymbol{\beta} \cdot \mathbf{r}'} \quad (26.1.7)$$

is the 3D Fourier transform of  $\mathbf{J}(\mathbf{r}')$  with  $\boldsymbol{\beta} = \hat{r}\beta$ .

It is to be noted that this is not a normal 3D Fourier transform because  $|\boldsymbol{\beta}|^2 = \beta_x^2 + \beta_y^2 + \beta_z^2 = \beta^2$ . In other words, the length of the vector  $\boldsymbol{\beta}$  is fixed to be  $\beta$ . In a normal 3D Fourier transform,  $\beta_x$ ,  $\beta_y$ , and  $\beta_z$  are independent variables, with values in the range  $[-\infty, \infty]$ , and  $\beta_x^2 + \beta_y^2 + \beta_z^2$  ranges from zero to infinity.

The above is the 3D “Fourier transform” of the current source  $\mathbf{J}(\mathbf{r}')$  with Fourier variables,  $\beta_x$ ,  $\beta_y$ ,  $\beta_z$  lying on a sphere of radius  $\beta$  and  $\boldsymbol{\beta} = \beta\hat{r}$ . This spherical surface in the Fourier space is also called the Ewald’s sphere.

### 26.1.2 Locally Plane Wave Approximation

We can write  $\hat{r}$  or  $\boldsymbol{\beta}$  in terms of direction cosines in spherical coordinates or that

$$\hat{r} = \hat{x} \cos \phi \sin \theta + \hat{y} \sin \phi \sin \theta + \hat{z} \cos \theta \quad (26.1.8)$$

Hence,

$$\mathbf{F}(\boldsymbol{\beta}) = \mathbf{F}(\beta\hat{r}) = \mathbf{F}(\beta, \theta, \phi) \quad (26.1.9)$$

It is not truly a 3D function, since  $\beta$  is fixed. It is a 3D Fourier transform with data restricted on a spherical surface.

Also in (26.1.6), when  $r \gg \mathbf{r}' \cdot \hat{r}$ ,  $e^{-j\beta r}$  is now a rapidly varying function of  $r$  while,  $\mathbf{F}(\boldsymbol{\beta})$  is only a slowly varying function of  $\theta$  and  $\phi$ , the observation angles. In other words, the prefactor in (26.1.6),  $\exp(-j\beta r)/r$ , can be thought of as resembling a spherical wave. Hence, if one follows a ray of this spherical wave and moves in the  $r$  direction, the predominant variation of the field is due to  $e^{-j\beta r}$ , whereas the direction of the vector  $\boldsymbol{\beta}$  changes little, and hence  $\mathbf{F}(\boldsymbol{\beta})$  changes little. Furthermore,  $\mathbf{r}'$  in (26.1.7) are restricted to small or finite number, making  $\mathbf{F}(\boldsymbol{\beta})$  a weak function of  $\boldsymbol{\beta}$ .

The above shows that in the far field, the wave radiated by a finite source resembles a spherical wave. Moreover, a spherical wave resembles a plane wave when one is sufficiently far from the source. Hence, we can write  $e^{-j\beta r} = e^{-j\boldsymbol{\beta} \cdot \mathbf{r}}$  where  $\boldsymbol{\beta} = \hat{r}\beta$  and  $\mathbf{r} = \hat{r}r$  so that a spherical wave resembles a plane wave locally. This phenomenon is shown in Figure 26.3.

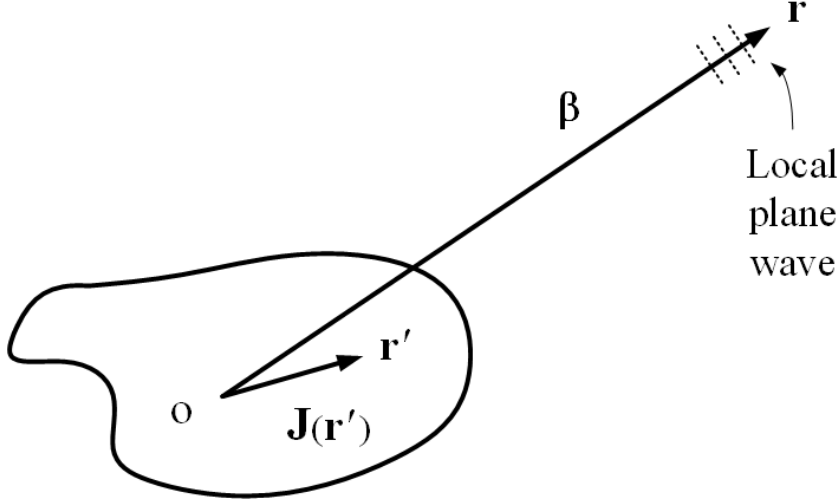


Figure 26.3: A spherical wave emanating from a source becomes locally a plane wave in the far field.

Then, it is clear that with the plane-wave approximation,  $\nabla \rightarrow -j\boldsymbol{\beta} = -j\beta\hat{r}$ , and

$$\mathbf{H} = \frac{1}{\mu} \nabla \times \mathbf{A} \approx -j\frac{\beta}{\mu} \hat{r} \times (\hat{\theta}A_{\theta} + \hat{\phi}A_{\phi}) = j\frac{\beta}{\mu} (\hat{\theta}A_{\phi} - \hat{\phi}A_{\theta}) \quad (26.1.10)$$

Similarly,

$$\mathbf{E} = \frac{1}{j\omega\epsilon} \nabla \times \mathbf{H} \cong -j\frac{\beta}{\omega\epsilon} \hat{r} \times \mathbf{H} \cong -j\omega(\hat{\theta}A_{\theta} + \hat{\phi}A_{\phi}) \quad (26.1.11)$$

Notice that  $\boldsymbol{\beta} = \beta\hat{r}$  is orthogonal to  $\mathbf{E}$  and  $\mathbf{H}$  in the far field, a property of a plane wave. Moreover, there are more than one way to derive the electric field  $\mathbf{E}$ . Using (26.1.10) for the magnetic field, the electric field can also be written as

$$\mathbf{E} = \frac{1}{j\omega\mu\epsilon} \nabla \times \nabla \times \mathbf{A} \quad (26.1.12)$$

Using the formula for the double-curl operator, the above can be rewritten as

$$\mathbf{E} = \frac{1}{j\omega\mu\epsilon} (\nabla\nabla \cdot \mathbf{A} - \nabla^2 \mathbf{A}) = \frac{1}{j\omega\mu\epsilon} (-\boldsymbol{\beta}\boldsymbol{\beta} + \beta^2\bar{\mathbf{I}}) \cdot \mathbf{A} \quad (26.1.13)$$

where we have used that  $\nabla^2 \mathbf{A} = -\beta^2 \mathbf{A}$ . Alternatively, we can factor  $\beta^2 = \omega^2\mu\epsilon$  and rewrite the above as

$$\mathbf{E} = -j\omega (-\hat{\beta}\hat{\beta} + \bar{\mathbf{I}}) \cdot \mathbf{A} = -j\omega (-\hat{r}\hat{r} + \bar{\mathbf{I}}) \cdot \mathbf{A} \quad (26.1.14)$$

Since  $\bar{\mathbf{I}} = \hat{r}\hat{r} + \hat{\theta}\hat{\theta} + \hat{\phi}\hat{\phi}$ , then the above becomes

$$\mathbf{E} = -j\omega (\hat{\theta}\hat{\theta} + \hat{\phi}\hat{\phi}) \cdot \mathbf{A} = -j\omega(\hat{\theta}A_{\theta} + \hat{\phi}A_{\phi}) \quad (26.1.15)$$

which is the same as previously derived. It also shows that the electric field is transverse to the  $\beta$  vector. We can also arrive at the above by lettering  $\mathbf{E} = -j\omega\mathbf{A} - \nabla\Phi$ , and using the appropriate formula for the scalar potential.

Furthermore, it can be shown that in the far field, using the plane-wave approximation,

$$|\mathbf{E}|/|\mathbf{H}| \approx \eta \quad (26.1.16)$$

where  $\eta$  is the intrinsic impedance of free space, which is a property of a plane wave. Moreover, one can show that the time average Poynting's vector in the far field is

$$\langle \mathbf{S} \rangle \approx \frac{1}{2\eta} |\mathbf{E}|^2 \hat{r} \quad (26.1.17)$$

which resembles also the property of a plane wave. Since the radiated field is a spherical wave, the Poynting's vector is radial. Therefore,

$$\langle \mathbf{S} \rangle = \hat{r} S_r(\theta, \phi) \quad (26.1.18)$$

The plot of  $|\mathbf{E}(\theta, \phi)|$  is termed the far-field pattern or the radiation pattern of an antenna or the source, while the plot of  $|\mathbf{E}(\theta, \phi)|^2$  is its far-field power pattern.

### 26.1.3 Directive Gain Pattern Revisited

Once the far-field power pattern  $S_r$  is known, the total power radiated by the antenna can be found by

$$P_T = \int_0^\pi \int_0^{2\pi} r^2 \sin \theta d\theta d\phi S_r(\theta, \phi) \quad (26.1.19)$$

The above evaluates to a constant independent of  $r$  due to energy conservation. Now assume that this same antenna is radiating isotropically in all directions, then the average power density of this fictitious isotropic radiator as  $r \rightarrow \infty$  is

$$S_{\text{av}} = \frac{P_T}{4\pi r^2} \quad (26.1.20)$$

A dimensionless directive gain pattern can be defined such that

$$G(\theta, \phi) = \frac{S_r(\theta, \phi)}{S_{\text{av}}} = \frac{4\pi r^2 S_r(\theta, \phi)}{P_T} \quad (26.1.21)$$

The above function is independent of  $r$  in the far field since  $S_r \sim 1/r^2$  in the far field. As in the Hertzian dipole case, the directivity of an antenna  $D = \max(G(\theta, \phi))$ , is the maximum value of the directive gain. It is to be noted that by its mere definition,

$$\int d\Omega G(\theta, \phi) = 4\pi \quad (26.1.22)$$

where  $\int d\Omega = \int_0^{2\pi} \int_0^\pi \sin\theta d\theta d\phi$ . It is seen that since the directive gain pattern is normalized, when the radiation power is directed to the main lobe of the antenna, the corresponding side lobes and back lobes will be diminished.

An antenna also has an effective area or aperture, such that if a plane wave carrying power density denoted by  $S_{\text{inc}}$  impinges on the antenna, then the power received by the antenna,  $P_{\text{received}}$  is given by

$$P_{\text{received}} = S_{\text{inc}} A_e \quad (26.1.23)$$

A wonderful relationship exists between the directive gain pattern  $G(\theta, \phi)$  and the effective aperture, namely that<sup>1</sup>

$$A_e = \frac{\lambda^2}{4\pi} G(\theta, \phi) \quad (26.1.24)$$

Therefore, the effective aperture of an antenna is also direction dependent.

The directivity and the effective aperture can be enhanced by designing antennas with different gain pattern. When the radiative power of the antenna can be directed to be in a certain direction, then the directive gain and the effective aperture (for that given direction) of the antenna is improved. This is shown in Figure 26.4. Such focussing of the radiation fields of the antenna can be achieved using reflector antennas or array antennas. Array antennas, as shall be shown, work by constructive and destructive wave field of the antenna.

Being able to do point-to-point communications at high data rate is an important modern application of antenna array. Figure 26.5 the gain pattern of a sophisticated antenna array design for 5G applications.

---

<sup>1</sup>The proof of this formula is beyond the scope of this course.

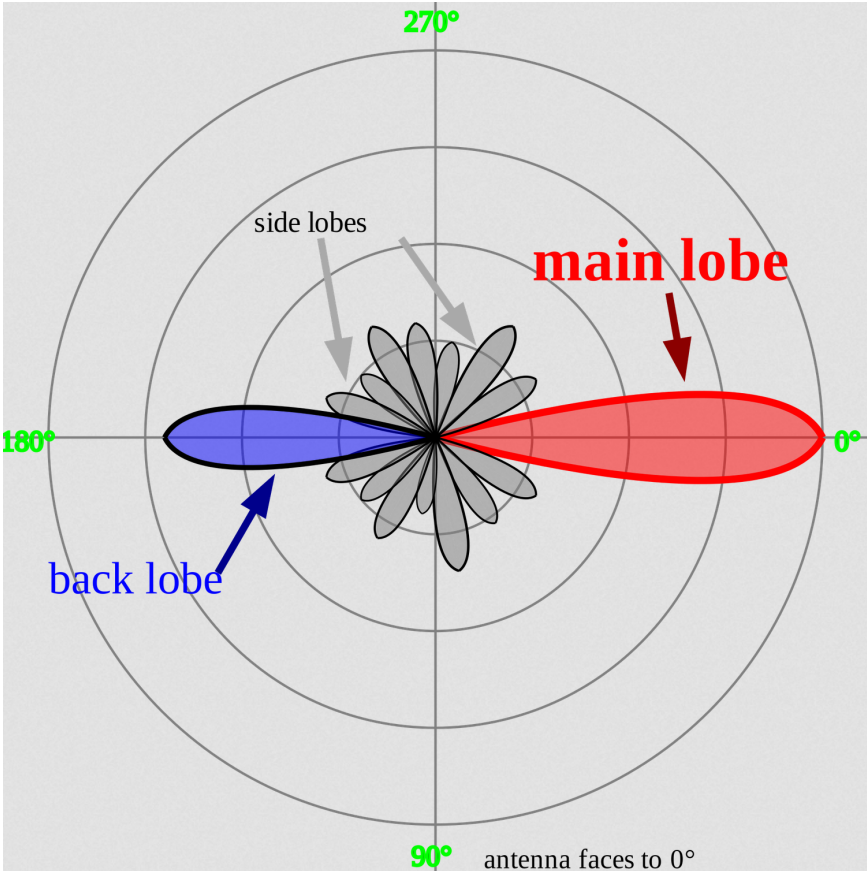


Figure 26.4: The directive gain pattern of an array antenna. The directivity is increased by constructive interference (courtesy of Wikipedia).

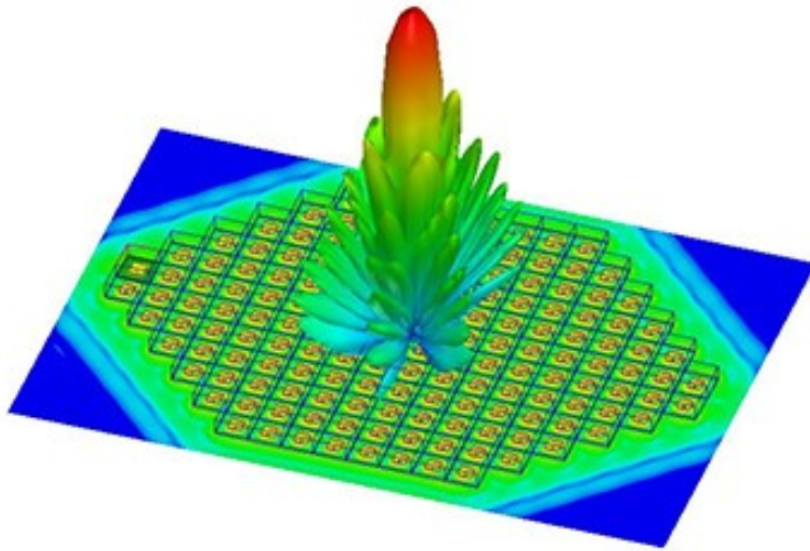


Figure 26.5: The directive gain pattern of a sophisticated array antenna for 5G applications (courtesy of Ozeninc.com).



# Bibliography

- [1] J. A. Kong, *Theory of electromagnetic waves*. New York, Wiley-Interscience, 1975.
- [2] A. Einstein *et al.*, “On the electrodynamics of moving bodies,” *Annalen der Physik*, vol. 17, no. 891, p. 50, 1905.
- [3] P. A. M. Dirac, “The quantum theory of the emission and absorption of radiation,” *Proceedings of the Royal Society of London. Series A, Containing Papers of a Mathematical and Physical Character*, vol. 114, no. 767, pp. 243–265, 1927.
- [4] R. J. Glauber, “Coherent and incoherent states of the radiation field,” *Physical Review*, vol. 131, no. 6, p. 2766, 1963.
- [5] C.-N. Yang and R. L. Mills, “Conservation of isotopic spin and isotopic gauge invariance,” *Physical review*, vol. 96, no. 1, p. 191, 1954.
- [6] G. t’Hooft, *50 years of Yang-Mills theory*. World Scientific, 2005.
- [7] C. W. Misner, K. S. Thorne, and J. A. Wheeler, *Gravitation*. Princeton University Press, 2017.
- [8] F. Teixeira and W. C. Chew, “Differential forms, metrics, and the reflectionless absorption of electromagnetic waves,” *Journal of Electromagnetic Waves and Applications*, vol. 13, no. 5, pp. 665–686, 1999.
- [9] W. C. Chew, E. Michielssen, J.-M. Jin, and J. Song, *Fast and efficient algorithms in computational electromagnetics*. Artech House, Inc., 2001.
- [10] A. Volta, “On the electricity excited by the mere contact of conducting substances of different kinds. in a letter from Mr. Alexander Volta, FRS Professor of Natural Philosophy in the University of Pavia, to the Rt. Hon. Sir Joseph Banks, Bart. KBPR S,” *Philosophical transactions of the Royal Society of London*, no. 90, pp. 403–431, 1800.
- [11] A.-M. Ampère, *Exposé méthodique des phénomènes électro-dynamiques, et des lois de ces phénomènes*. Bachelier, 1823.
- [12] —, *Mémoire sur la théorie mathématique des phénomènes électro-dynamiques uniquement déduite de l’expérience: dans lequel se trouvent réunis les Mémoires que M. Ampère a communiqués à l’Académie royale des Sciences, dans les séances des 4 et*

26 décembre 1820, 10 juin 1822, 22 décembre 1823, 12 septembre et 21 novembre 1825. Bachelier, 1825.

- [13] B. Jones and M. Faraday, *The life and letters of Faraday*. Cambridge University Press, 2010, vol. 2.
- [14] G. Kirchhoff, “Ueber die auflösung der gleichungen, auf welche man bei der untersuchung der linearen vertheilung galvanischer ströme geführt wird,” *Annalen der Physik*, vol. 148, no. 12, pp. 497–508, 1847.
- [15] L. Weinberg, “Kirchhoff’s’ third and fourth laws’,” *IRE Transactions on Circuit Theory*, vol. 5, no. 1, pp. 8–30, 1958.
- [16] T. Standage, *The Victorian Internet: The remarkable story of the telegraph and the nineteenth century’s online pioneers*. Phoenix, 1998.
- [17] J. C. Maxwell, “A dynamical theory of the electromagnetic field,” *Philosophical transactions of the Royal Society of London*, no. 155, pp. 459–512, 1865.
- [18] H. Hertz, “On the finite velocity of propagation of electromagnetic actions,” *Electric Waves*, vol. 110, 1888.
- [19] M. Romer and I. B. Cohen, “Roemer and the first determination of the velocity of light (1676),” *Isis*, vol. 31, no. 2, pp. 327–379, 1940.
- [20] A. Arons and M. Peppard, “Einstein’s proposal of the photon concept—a translation of the Annalen der Physik paper of 1905,” *American Journal of Physics*, vol. 33, no. 5, pp. 367–374, 1965.
- [21] A. Pais, “Einstein and the quantum theory,” *Reviews of Modern Physics*, vol. 51, no. 4, p. 863, 1979.
- [22] M. Planck, “On the law of distribution of energy in the normal spectrum,” *Annalen der physik*, vol. 4, no. 553, p. 1, 1901.
- [23] Z. Peng, S. De Graaf, J. Tsai, and O. Astafiev, “Tuneable on-demand single-photon source in the microwave range,” *Nature communications*, vol. 7, p. 12588, 2016.
- [24] B. D. Gates, Q. Xu, M. Stewart, D. Ryan, C. G. Willson, and G. M. Whitesides, “New approaches to nanofabrication: molding, printing, and other techniques,” *Chemical reviews*, vol. 105, no. 4, pp. 1171–1196, 2005.
- [25] J. S. Bell, “The debate on the significance of his contributions to the foundations of quantum mechanics, Bells Theorem and the Foundations of Modern Physics (A. van der Merwe, F. Selleri, and G. Tarozzi, eds.),” 1992.
- [26] D. J. Griffiths and D. F. Schroeter, *Introduction to quantum mechanics*. Cambridge University Press, 2018.
- [27] C. Pickover, *Archimedes to Hawking: Laws of science and the great minds behind them*. Oxford University Press, 2008.

- [28] R. Resnick, J. Walker, and D. Halliday, *Fundamentals of physics*. John Wiley, 1988.
- [29] S. Ramo, J. R. Whinnery, and T. Duzer van, *Fields and waves in communication electronics, Third Edition*. John Wiley & Sons, Inc., 1995.
- [30] J. L. De Lagrange, “Recherches d’arithmétique,” *Nouveaux Mémoires de l’Académie de Berlin*, 1773.
- [31] J. A. Kong, *Electromagnetic Wave Theory*. EMW Publishing, 2008.
- [32] H. M. Schey, *Div, grad, curl, and all that: an informal text on vector calculus*. WW Norton New York, 2005.
- [33] R. P. Feynman, R. B. Leighton, and M. Sands, *The Feynman lectures on physics, Vols. I, II, & III: The new millennium edition*. Basic books, 2011, vol. 1,2,3.
- [34] W. C. Chew, *Waves and fields in inhomogeneous media*. IEEE press, 1995.
- [35] V. J. Katz, “The history of Stokes’ theorem,” *Mathematics Magazine*, vol. 52, no. 3, pp. 146–156, 1979.
- [36] W. K. Panofsky and M. Phillips, *Classical electricity and magnetism*. Courier Corporation, 2005.
- [37] T. Lancaster and S. J. Blundell, *Quantum field theory for the gifted amateur*. OUP Oxford, 2014.
- [38] W. C. Chew, “Fields and waves: Lecture notes for ECE 350 at UIUC,” <https://engineering.purdue.edu/wcchew/ece350.html>, 1990.
- [39] C. M. Bender and S. A. Orszag, *Advanced mathematical methods for scientists and engineers I: Asymptotic methods and perturbation theory*. Springer Science & Business Media, 2013.
- [40] J. M. Crowley, *Fundamentals of applied electrostatics*. Krieger Publishing Company, 1986.
- [41] C. Balanis, *Advanced Engineering Electromagnetics*. Hoboken, NJ, USA: Wiley, 2012.
- [42] J. D. Jackson, *Classical electrodynamics*. John Wiley & Sons, 1999.
- [43] R. Courant and D. Hilbert, *Methods of Mathematical Physics: Partial Differential Equations*. John Wiley & Sons, 2008.
- [44] L. Esaki and R. Tsu, “Superlattice and negative differential conductivity in semiconductors,” *IBM Journal of Research and Development*, vol. 14, no. 1, pp. 61–65, 1970.
- [45] E. Kudeki and D. C. Munson, *Analog Signals and Systems*. Upper Saddle River, NJ, USA: Pearson Prentice Hall, 2009.
- [46] A. V. Oppenheim and R. W. Schaffer, *Discrete-time signal processing*. Pearson Education, 2014.

- [47] R. F. Harrington, *Time-harmonic electromagnetic fields*. McGraw-Hill, 1961.
- [48] E. C. Jordan and K. G. Balmain, *Electromagnetic waves and radiating systems*. Prentice-Hall, 1968.
- [49] G. Agarwal, D. Pattanayak, and E. Wolf, "Electromagnetic fields in spatially dispersive media," *Physical Review B*, vol. 10, no. 4, p. 1447, 1974.
- [50] S. L. Chuang, *Physics of photonic devices*. John Wiley & Sons, 2012, vol. 80.
- [51] B. E. Saleh and M. C. Teich, *Fundamentals of photonics*. John Wiley & Sons, 2019.
- [52] M. Born and E. Wolf, *Principles of optics: electromagnetic theory of propagation, interference and diffraction of light*. Elsevier, 2013.
- [53] R. W. Boyd, *Nonlinear optics*. Elsevier, 2003.
- [54] Y.-R. Shen, *The principles of nonlinear optics*. New York, Wiley-Interscience, 1984.
- [55] N. Bloembergen, *Nonlinear optics*. World Scientific, 1996.
- [56] P. C. Krause, O. Wasynczuk, and S. D. Sudhoff, *Analysis of electric machinery*. McGraw-Hill New York, 1986.
- [57] A. E. Fitzgerald, C. Kingsley, S. D. Umans, and B. James, *Electric machinery*. McGraw-Hill New York, 2003, vol. 5.
- [58] M. A. Brown and R. C. Semelka, *MRI.: Basic Principles and Applications*. John Wiley & Sons, 2011.
- [59] C. A. Balanis, *Advanced engineering electromagnetics*. John Wiley & Sons, 1999.
- [60] Wikipedia, "Lorentz force," [https://en.wikipedia.org/wiki/Lorentz\\_force/](https://en.wikipedia.org/wiki/Lorentz_force/), accessed: 2019-09-06.
- [61] R. O. Dendy, *Plasma physics: an introductory course*. Cambridge University Press, 1995.
- [62] P. Sen and W. C. Chew, "The frequency dependent dielectric and conductivity response of sedimentary rocks," *Journal of microwave power*, vol. 18, no. 1, pp. 95–105, 1983.
- [63] D. A. Miller, *Quantum Mechanics for Scientists and Engineers*. Cambridge, UK: Cambridge University Press, 2008.
- [64] W. C. Chew, "Quantum mechanics made simple: Lecture notes for ECE 487 at UIUC," <http://wcchew.ece.illinois.edu/chew/course/QMAll20161206.pdf>, 2016.
- [65] B. G. Streetman and S. Banerjee, *Solid state electronic devices*. Prentice hall Englewood Cliffs, NJ, 1995.

- [66] Smithsonian, “This 1600-year-old goblet shows that the romans were nanotechnology pioneers,” <https://www.smithsonianmag.com/history/this-1600-year-old-goblet-shows-that-the-romans-were-nanotechnology-pioneers-787224/>, accessed: 2019-09-06.
- [67] K. G. Budden, *Radio waves in the ionosphere*. Cambridge University Press, 2009.
- [68] R. Fitzpatrick, *Plasma physics: an introduction*. CRC Press, 2014.
- [69] G. Strang, *Introduction to linear algebra*. Wellesley-Cambridge Press Wellesley, MA, 1993, vol. 3.
- [70] K. C. Yeh and C.-H. Liu, “Radio wave scintillations in the ionosphere,” *Proceedings of the IEEE*, vol. 70, no. 4, pp. 324–360, 1982.
- [71] J. Kraus, *Electromagnetics*. McGraw-Hill, 1984.
- [72] Wikipedia, “Circular polarization,” [https://en.wikipedia.org/wiki/Circular\\_polarization](https://en.wikipedia.org/wiki/Circular_polarization).
- [73] Q. Zhan, “Cylindrical vector beams: from mathematical concepts to applications,” *Advances in Optics and Photonics*, vol. 1, no. 1, pp. 1–57, 2009.
- [74] H. Haus, *Electromagnetic Noise and Quantum Optical Measurements*, ser. Advanced Texts in Physics. Springer Berlin Heidelberg, 2000.
- [75] W. C. Chew, “Lectures on theory of microwave and optical waveguides, for ECE 531 at UIUC,” <https://engineering.purdue.edu/wcchew/course/tqwAll20160215.pdf>, 2016.
- [76] L. Brillouin, *Wave propagation and group velocity*. Academic Press, 1960.
- [77] R. Plonsey and R. E. Collin, *Principles and applications of electromagnetic fields*. McGraw-Hill, 1961.
- [78] M. N. Sadiku, *Elements of electromagnetics*. Oxford University Press, 2014.
- [79] A. Wadhwa, A. L. Dal, and N. Malhotra, “Transmission media,” <https://www.slideshare.net/abhishekwadhw786/transmission-media-9416228>.
- [80] P. H. Smith, “Transmission line calculator,” *Electronics*, vol. 12, no. 1, pp. 29–31, 1939.
- [81] F. B. Hildebrand, *Advanced calculus for applications*. Prentice-Hall, 1962.
- [82] J. Schutt-Aine, “Experiment02-coaxial transmission line measurement using slotted line,” <http://emlab.uiuc.edu/ece451/ECE451Lab02.pdf>.
- [83] D. M. Pozar, E. J. K. Knapp, and J. B. Mead, “ECE 584 microwave engineering laboratory notebook,” [http://www.ecs.umass.edu/ece/ece584/ECE584\\_lab\\_manual.pdf](http://www.ecs.umass.edu/ece/ece584/ECE584_lab_manual.pdf), 2004.
- [84] R. E. Collin, *Field theory of guided waves*. McGraw-Hill, 1960.

- [85] Q. S. Liu, S. Sun, and W. C. Chew, “A potential-based integral equation method for low-frequency electromagnetic problems,” *IEEE Transactions on Antennas and Propagation*, vol. 66, no. 3, pp. 1413–1426, 2018.
- [86] M. Born and E. Wolf, *Principles of optics: electromagnetic theory of propagation, interference and diffraction of light*. Pergamon, 1986, first edition 1959.
- [87] Wikipedia, “Snell’s law,” [https://en.wikipedia.org/wiki/Snell's\\_law](https://en.wikipedia.org/wiki/Snell's_law).
- [88] G. Tyras, *Radiation and propagation of electromagnetic waves*. Academic Press, 1969.
- [89] L. Brekhovskikh, *Waves in layered media*. Academic Press, 1980.
- [90] Scholarpedia, “Goos-hanchen effect,” [http://www.scholarpedia.org/article/Goos-Hanchen\\_effect](http://www.scholarpedia.org/article/Goos-Hanchen_effect).
- [91] K. Kao and G. A. Hockham, “Dielectric-fibre surface waveguides for optical frequencies,” in *Proceedings of the Institution of Electrical Engineers*, vol. 113, no. 7. IET, 1966, pp. 1151–1158.
- [92] E. Glytsis, “Slab waveguide fundamentals,” [http://users.ntua.gr/eglytsis/IO/Slab\\_Waveguides\\_p.pdf](http://users.ntua.gr/eglytsis/IO/Slab_Waveguides_p.pdf), 2018.
- [93] Wikipedia, “Optical fiber,” [https://en.wikipedia.org/wiki/Optical\\_fiber](https://en.wikipedia.org/wiki/Optical_fiber).
- [94] Atlantic Cable, “1869 indo-european cable,” <https://atlantic-cable.com/Cables/1869IndoEur/index.htm>.
- [95] Wikipedia, “Submarine communications cable,” [https://en.wikipedia.org/wiki/Submarine\\_communications\\_cable](https://en.wikipedia.org/wiki/Submarine_communications_cable).
- [96] D. Brewster, “On the laws which regulate the polarisation of light by reflexion from transparent bodies,” *Philosophical Transactions of the Royal Society of London*, vol. 105, pp. 125–159, 1815.
- [97] Wikipedia, “Brewster’s angle,” [https://en.wikipedia.org/wiki/Brewster's\\_angle](https://en.wikipedia.org/wiki/Brewster's_angle).
- [98] H. Raether, “Surface plasmons on smooth surfaces,” in *Surface plasmons on smooth and rough surfaces and on gratings*. Springer, 1988, pp. 4–39.
- [99] E. Kretschmann and H. Raether, “Radiative decay of non radiative surface plasmons excited by light,” *Zeitschrift für Naturforschung A*, vol. 23, no. 12, pp. 2135–2136, 1968.
- [100] Wikipedia, “Surface plasmon,” [https://en.wikipedia.org/wiki/Surface\\_plasmon](https://en.wikipedia.org/wiki/Surface_plasmon).
- [101] Wikimedia, “Gaussian wave packet,” [https://commons.wikimedia.org/wiki/File:Gaussian\\_wave\\_packet.svg](https://commons.wikimedia.org/wiki/File:Gaussian_wave_packet.svg).
- [102] Wikipedia, “Charles K. Kao,” [https://en.wikipedia.org/wiki/Charles\\_K.\\_Kao](https://en.wikipedia.org/wiki/Charles_K._Kao).
- [103] H. B. Callen and T. A. Welton, “Irreversibility and generalized noise,” *Physical Review*, vol. 83, no. 1, p. 34, 1951.

- [104] R. Kubo, "The fluctuation-dissipation theorem," *Reports on progress in physics*, vol. 29, no. 1, p. 255, 1966.
- [105] C. Lee, S. Lee, and S. Chuang, "Plot of modal field distribution in rectangular and circular waveguides," *IEEE transactions on microwave theory and techniques*, vol. 33, no. 3, pp. 271–274, 1985.
- [106] W. C. Chew, *Waves and Fields in Inhomogeneous Media*. IEEE Press, 1996.
- [107] M. Abramowitz and I. A. Stegun, *Handbook of mathematical functions: with formulas, graphs, and mathematical tables*. Courier Corporation, 1965, vol. 55.
- [108] —, "Handbook of mathematical functions: with formulas, graphs, and mathematical tables," <http://people.math.sfu.ca/~cbm/aands/index.htm>.
- [109] W. C. Chew, W. Sha, and Q. I. Dai, "Green's dyadic, spectral function, local density of states, and fluctuation dissipation theorem," *arXiv preprint arXiv:1505.01586*, 2015.
- [110] Wikipedia, "Very Large Array," [https://en.wikipedia.org/wiki/Very\\_Large\\_Array](https://en.wikipedia.org/wiki/Very_Large_Array).
- [111] C. A. Balanis and E. Holzman, "Circular waveguides," *Encyclopedia of RF and Microwave Engineering*, 2005.
- [112] M. Al-Hakkak and Y. Lo, "Circular waveguides with anisotropic walls," *Electronics Letters*, vol. 6, no. 24, pp. 786–789, 1970.
- [113] Wikipedia, "Horn Antenna," [https://en.wikipedia.org/wiki/Horn\\_antenna](https://en.wikipedia.org/wiki/Horn_antenna).
- [114] P. Silvester and P. Benedek, "Microstrip discontinuity capacitances for right-angle bends, t junctions, and crossings," *IEEE Transactions on Microwave Theory and Techniques*, vol. 21, no. 5, pp. 341–346, 1973.
- [115] R. Garg and I. Bahl, "Microstrip discontinuities," *International Journal of Electronics Theoretical and Experimental*, vol. 45, no. 1, pp. 81–87, 1978.
- [116] P. Smith and E. Turner, "A bistable fabry-perot resonator," *Applied Physics Letters*, vol. 30, no. 6, pp. 280–281, 1977.
- [117] A. Yariv, *Optical electronics*. Saunders College Publ., 1991.
- [118] Wikipedia, "Klystron," <https://en.wikipedia.org/wiki/Klystron>.
- [119] —, "Magnetron," [https://en.wikipedia.org/wiki/Cavity\\_magnetron](https://en.wikipedia.org/wiki/Cavity_magnetron).
- [120] —, "Absorption Wavemeter," [https://en.wikipedia.org/wiki/Absorption\\_wavemeter](https://en.wikipedia.org/wiki/Absorption_wavemeter).
- [121] W. C. Chew, M. S. Tong, and B. Hu, "Integral equation methods for electromagnetic and elastic waves," *Synthesis Lectures on Computational Electromagnetics*, vol. 3, no. 1, pp. 1–241, 2008.
- [122] A. D. Yaghjian, "Reflections on maxwell's treatise," *Progress In Electromagnetics Research*, vol. 149, pp. 217–249, 2014.

- [123] L. Nagel and D. Pederson, "Simulation program with integrated circuit emphasis," in *Midwest Symposium on Circuit Theory*, 1973.
- [124] S. A. Schelkunoff and H. T. Friis, *Antennas: theory and practice*. Wiley New York, 1952, vol. 639.
- [125] H. G. Schantz, "A brief history of uwb antennas," *IEEE Aerospace and Electronic Systems Magazine*, vol. 19, no. 4, pp. 22–26, 2004.