

Analysis of a Class of Earth–Mars Cyclers Trajectories

T. Troy McConaghy* and James M. Longuski†
Purdue University, West Lafayette, Indiana 47907-2023
and

Dennis V. Byrnes‡

Jet Propulsion Laboratory, California Institute of Technology, Pasadena, California 91109-8099

Sun-orbiting spacecraft trajectories that repeatedly encounter Earth and Mars may play a central role in a future Earth–Mars transportation system. Such orbits are known as Earth–Mars cycler trajectories (cyclers). By using gravity-assist maneuvers at Earth or Mars, many cyclers can avoid using large amounts of propellant. The known cyclers were found using heuristics or numerical searches. We describe a new, systematic method for constructing and evaluating cyclers. Our method reveals that previously known cyclers, such as the Aldrin cycler and the Versatile International Station for Interplanetary Transport cyclers, belong to a larger family of cyclers. Our cycler construction method also reveals some previously unknown cyclers. For example, we identify a new cycler that repeats every two synodic periods and has a low V_∞ at Earth and Mars (5.65 and 3.05 km/s, respectively).

Nomenclature

a	= semimajor axis, astronomical units (AU)
e	= eccentricity
n	= number of Earth–Mars synodic periods before repeating
\mathcal{P}	= orbit period, years
p	= parameter of the cycler orbit, AU
R	= position vector, AU
R	= distance from sun to spacecraft, AU
R_a	= aphelion radius, AU
R_p	= perihelion radius, AU
r	= number of complete revolutions before repeating
S	= Earth–Mars synodic period, years
T	= time to repeat the cycler trajectory, years
V_∞	= hyperbolic excess speed, km/s
$\Delta\Psi$	= angle between initial Earth position and Earth's position after n synodic periods, rad
ϕ	= angle from Earth to Mars, rad
ω	= argument of periapsis, rad

Introduction

IN the late 1950s and early 1960s, the utility of gravity-assist maneuvers was finally understood, and missions using multiple gravity-assist flybys^{1–6} were shown to be possible. In the late 1960s, Hollister^{7,8} and Hollister and Menning^{9,10} discovered ballistic gravity-assist trajectories that repeatedly encounter Venus and Earth. Trajectories that repeatedly encounter the same planets on a regular schedule without stopping are now known as cycler trajectories, or cyclers.

Rall¹¹ and Rall and Hollister¹² appear to be the first to demonstrate that cycler trajectories exist between Earth and Mars. Their method of finding Earth–Mars cyclers was essentially heuristic, and so they wrote “Because of the cut-and-try nature of the method, one cannot

be certain that all periodic [cycler] orbits have been found—even among the types of periodic orbits considered.”¹² The cyclers they did find repeat every four synodic periods or more.

In 1985, Aldrin suggested that an Earth–Mars cycler may exist which repeats every synodic period.¹³ The existence of this “Aldrin cycler” was subsequently confirmed by Byrnes et al.¹⁴ Also in 1985, Niehoff first proposed the Versatile International Station for Interplanetary Transport (VISIT) 1 and VISIT 2 Earth–Mars cyclers.^{15–17} These cyclers were investigated further and compared to the Aldrin cycler by Friedlander et al.¹⁸ A natural question that arises is whether there are any other Earth–Mars cyclers. In this paper, we describe a new method of constructing such trajectories.

Assuming conic orbits, several researchers have investigated the families of trajectories that leave Earth (or any other orbiting body) and return at a later date.^{19–26} Such trajectories are known as consecutive collision orbits. Howell and Marsh provide an excellent historical overview in Ref. 26. If only the Earth is used for gravity-assist maneuvers, then we can construct Earth–Mars cyclers by patching consecutive collision orbits together at the Earth encounters so that the entire trajectory repeats after an integer number of Earth–Mars synodic periods. We elaborate on this method of constructing Earth–Mars cyclers.

Interestingly, Poincaré knew about periodic solutions of this sort, that is, consecutive collision orbits patched together at planetary encounters.²⁷ Such orbits are known as Poincaré’s second species periodic orbits and have been studied quite extensively.^{28–33} However, as far as we know, Poincaré’s second species periodic orbits have not previously been considered as potential Earth–Mars cycler trajectories.

Methodology

To construct Earth–Mars cycler trajectories, we begin by making a number of simplifying assumptions: 1) The Earth–Mars synodic period S is $2\frac{1}{2}$ years. 2) Earth’s orbit, Mars’s orbit, and the cycler trajectory lie in the ecliptic plane. 3) Earth and Mars have circular orbits. 4) The cycler trajectory is conic and prograde (direct). 5) Only the Earth has sufficient mass to provide gravity-assist maneuvers. 6) Gravity-assist maneuvers occur instantaneously. (For each cycler trajectory constructed in our simplified solar system model, we hope to find a corresponding cycler trajectory in a more accurate model.)

We note that assumption 1 is equivalent to assuming that the orbital period of Mars is $1\frac{1}{2}$ years (whereas a more accurate value is 1.881 years). Assumptions 2 and 3 allow us to set up a planar coordinate system with the sun at the origin and the Earth on the positive x axis on the launch date. (After we find a cycler trajectory,

Received 28 January 2003; revision received 16 June 2003; accepted for publication 18 July 2003. Copyright © 2003 by the authors. Published by the American Institute of Aeronautics and Astronautics, Inc., with permission. Copies of this paper may be made for personal or internal use, on condition that the copier pay the \$10.00 per-copy fee to the Copyright Clearance Center, Inc., 222 Rosewood Drive, Danvers, MA 01923; include the code 0022-4650/04 \$10.00 in correspondence with the CCC.

*Ph.D. Candidate, School of Aeronautics and Astronautics. Student Member AIAA.

†Professor, School of Aeronautics and Astronautics. Associate Fellow AIAA.

‡Principal Engineer, Deputy Manager, Navigation and Mission Design Section, Mail Stop 301-125L. Senior Member AIAA.

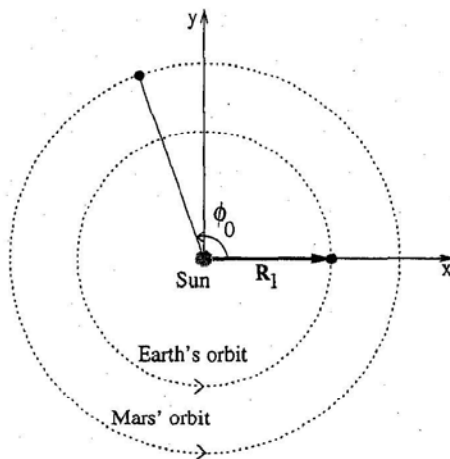
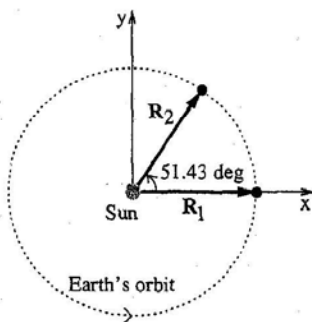


Fig. 1 Example initial configuration.

Fig. 2 Departure/arrival geometry when $n = 1, 8, 15, \dots$

we choose the launch date so that the spacecraft encounters Mars.) An initial Earth-Mars configuration is illustrated in Fig. 1.

Now we must determine what conditions must be met if the spacecraft orbit is to be a cycler trajectory. At the initial time, $t_0 = 0$, the angle ϕ_0 from Earth to Mars (as shown in Fig. 1) is chosen so that the spacecraft will encounter Mars after leaving Earth. Following the Mars encounter, the spacecraft may encounter Earth again. If an Earth encounter happens when the Earth-Mars angle $\phi = \phi_0$ again, then the spacecraft could return to Mars using the same (shape) Earth-Mars transfer orbit that it used initially. Moreover, the trajectory could be repeated indefinitely, and hence, it is a cycler trajectory.

Let T be the time to repeat a cycler trajectory. Then the preceding discussion implies that $\phi(T) = \phi(0) = \phi_0$. Because $\phi(t)$ (the angle from Earth to Mars) repeats once per synodic period, T must be an integer number of synodic periods:

$$T = nS = n \cdot \left(2\frac{1}{7}\right) \quad (1)$$

where $n = 1, 2, 3, \dots$. Because the angular velocity of the Earth is 2π rad per year, we also know that $R_{\text{Earth}}(T) = [\cos(2\pi T), \sin(2\pi T)]$. Therefore, the conditions for the spacecraft orbit $R(t)$ to be a cycler trajectory are

$$R(0) = [1, 0] \quad (2)$$

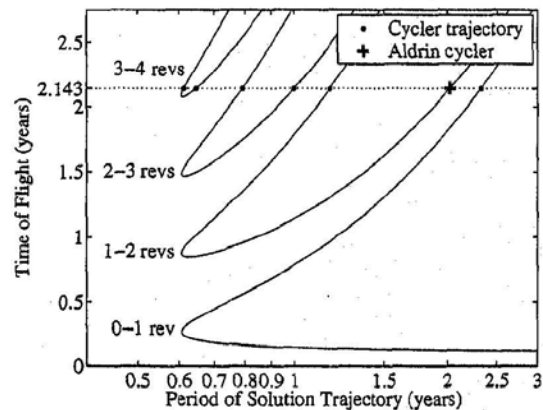
$$R(nS) = [\cos(2\pi nS), \sin(2\pi nS)] \quad (3)$$

where $n = 1, 2, 3, \dots$. A problem of this form is known as a Lambert problem. Given n , we want to find a solution $R(t)$ to the two-body problem that connects $R_1 = [1, 0]$ to $R_2 = [\cos(2\pi nS), \sin(2\pi nS)]$ in a time of flight $T = nS$.

For example, let us consider the case $n = 1$, which means we are looking for cycler trajectories that repeat every $T = nS = 2\frac{1}{7}$ years. In $2\frac{1}{7}$ years, the Earth orbits the sun $2\frac{1}{7}$ times, so that when the spacecraft returns to Earth after $2\frac{1}{7}$ years, the Earth will be $\frac{1}{7}$ of a revolution (51.43 deg) ahead of where it was when the spacecraft left (also true when $n = 8, 15, \dots$). The geometry of this Lambert problem is illustrated in Fig. 2.

Table 1 Unique-period solutions ($nU0$)

n	Solution, $r = 0$
1	
2	
3	
4	

Fig. 3 Seven cycler trajectories that repeat every synodic period, $n = 1$.






















The $n = 1$ case has multiple solutions, that is, there are many different trajectories that connect R_1 to R_2 in $2\frac{1}{7}$ years. These solutions are illustrated in Fig. 3, which shows the orbital periods of solutions with various times of flight. The solutions to the $n = 1$ case correspond to those solutions with a time of flight of $2\frac{1}{7}$ years (2.143 years). In Fig. 3, we see that there are seven solutions, corresponding to the seven points on the solution curves with a time of flight of 2.143 years. In fact, one of the solutions is the Aldrin cycler, which has an orbital period of 2.02 years.

Categorizing Cycler Trajectories

As seen in the preceding example, there can be multiple solutions for a given choice of n (the time-to-repeat in synodic periods). For each n , there is one solution that makes less than one revolution. There are two solutions that make between one and two revolutions, two solutions that make between two and three revolutions, and so on. Once the number of revolutions is large enough, there are no solutions because the time of flight is not long enough to accommodate all of the revolutions. When there are two solutions for a given number of revolutions, they are referred to as the short-period and long-period solutions. Every solution can be uniquely identified by specifying 1) n , the time-to-repeat in synodic periods ($n = 1, 2, 3, \dots$), 2) whether the solution is long period, short period, or unique period, that is, when $r = 0$, and 3) r , the number of revolutions, rounded down to the nearest integer [$r = 0, 1, 2, \dots, r_{\max}(n)$].

We denote a solution by a three-element expression of the form nPr , where P is either L, S, or U depending on whether the solution is long, short, or unique period, respectively. For example, the seven solutions in the $n = 1$ case are 1U0, 1L1 (Aldrin cycler), 1S1, 1L2, 1S2, 1L3, and 1S3. Tables 1-3 show the form of the unique-, long-, and short-period

Table 2 Long-period solution (nLr)

Number of full revolutions, r	$n=1$	$n=2$	$n=3$	$n=4$
1				
2				
3				
4	NS ^c			
5	NS	NS		
6	NS	NS		
7	NS	NS	NS	
8	NS	NS	NS	
9	NS	NS	NS	NS

^aAldrin cyler (see Ref. 14).^bCase 1 cyler analyzed by Byrnes et al.³⁴^cNo solution.

cyclers for $n=1-4$. The initial and final position vectors R_1 and R_2 are indicated by line segments. Note that cyclers 1L2, 2L4, 3L6, and 4S8 are all equivalent to Earth's orbit.

When n is a multiple of seven, then $R_1 = R_2$ (a resonant transfer), so that the Lambert problem becomes degenerate. In these cases, the nPr notation must be extended to accommodate the larger variety of solutions. We discuss this extension later.

Evaluating Solutions











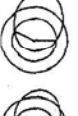










Not all cyler trajectories are practical for applications. In this section we describe some criteria for evaluating their usefulness.

Number of Cyler Vehicles Required

When $n=1$ and the cyler trajectory crosses Mars's orbit, it crosses Mars's orbit at two points. By launching the cyler spacecraft at the correct time, it will encounter Mars at the first Mars-orbit crossing, which minimizes the time of flight from Earth to Mars. A cyler trajectory used in this way is called an outbound cyler because it is used to travel from Earth out to Mars. Similarly, the cyler spacecraft can be launched at a different time so that it encounters Mars at the last Mars-orbit crossing before returning to Earth (to minimize time of flight from Mars to Earth). When the cyler trajectory is used in this way it is called an inbound cyler. We note that the difference between an inbound cyler and an outbound cyler is the launch date, not the shape of the cyler trajectory.

For an outbound cyler, the short Earth-Mars leg (usually) occurs only once every $n \cdot (2\frac{1}{2})$ years (which is the repeat interval, T). For example, if a cyler repeats every two synodic periods, then the cyler vehicle will make the short Earth-Mars trip only once every two synodic periods. One synodic period after the cyler ve-

Table 3 Short-period solution (nSr)

Number of full revolutions, r	$n=1$	$n=2$	$n=3$	$n=4$
1				
2				
3				
4	NS ^a NS			
5	NS	NS		
6	NS	NS		
7	NS	NS	NS	
8	NS	NS	NS	
9	NS	NS	NS	NS

^aNo solution.

hicle leaves Earth, the short Earth-Mars transfer becomes available again (at Earth), but the cyler vehicle is not there. By launching a second cyler vehicle at that time, that short Earth-Mars transfer opportunity can also be used. Therefore, two cyler vehicles are required to guarantee a short Earth-Mars trip every synodic period (for a two-synodic-period cyler). In general, when the cyler repeat time is n synodic periods, n cyler vehicles are required to take full advantage of all of the short Earth-Mars legs. Similarly, an additional n cyler vehicles are needed to take full advantage of all of the short Mars-Earth legs. Thus, a full fleet of cyler vehicles nominally has $2n$ vehicles. The value $2n$ is actually an upper bound because sometimes there is more than one short-duration Earth-Mars (or Mars-Earth) leg per repeat interval T . For example, the Rall¹¹ and Rall-Hollister cyclers¹² and the VISIT cyclers¹⁵⁻¹⁷ have this property.

Aphelion Radius

For a cyler trajectory to be used for transportation between Earth and Mars, it should cross the orbit of Mars, that is, the aphelion radius should be greater than the orbital radius of Mars. A quick glance at Tables 2 and 3 reveals that some cyler trajectories do not pass this test. (For example, in Table 2, the cyler with $n=3$ and $r=5$ has an aphelion below Mars's orbital radius.) The eccentricity of Mars causes its heliocentric distance to vary between 1.38 and 1.67 astronomical units (AU), so that some of the cyclers with an aphelion radius not too far below the orbital radius of Mars still occasionally encounter Mars (if the encounter occurs when Mars is near perihelion).

In the cases where the spacecraft does not naturally encounter Mars, ΔV maneuvers could be used to force an encounter. Because of the cyler timing constraint, determining the optimal maneuvers is difficult and requires numerical optimization. The problem of optimizing the maneuvers for the low-aphelion cases is beyond the scope of the present analysis.

V_∞ at Earth and at Mars

Because taxi spacecraft must rendezvous with the cycler spacecraft as it passes Earth and Mars, we want the Earth V_∞ and the Mars V_∞ to be as small as possible, a requirement that often rules out trajectories with a small number of revolutions r per repeat interval. The orbit that achieves the lowest possible sum of V_∞ at Earth and V_∞ at Mars is the Hohmann transfer orbit (2.95 km/s at Earth and 2.65 km/s at Mars). Unfortunately, the Hohmann transfer orbit is not a cycler trajectory.

Required vs Maximum Possible Turn Angle

For the spacecraft to return to Mars on the same-shape orbit it used originally, the orbit's line of apsides must be rotated by $\Delta\Psi$ degrees, where $\Delta\Psi$ is the angle between the initial and final Earth positions (R_1 and R_2):

$$\Delta\Psi = (n/7) \cdot 360 \text{ deg (mod } 360 \text{ deg)} \quad (4)$$

We note that when n is a multiple of seven, the line of apsides does not need to be rotated (because $\Delta\Psi = 0$ deg). Therefore, all cycler trajectories with n a multiple of seven are ballistic cyclers, that is, cyclers that do not require any deterministic ΔV maneuvers. The VISIT 1 and VISIT 2 cyclers are examples of $n = 7$ solutions.

If the line of apsides must be rotated, an Earth gravity-assist may be able to accomplish the rotation without propellant. The required flyby radius must be sufficiently greater than the Earth's radius. We assume that Earth flybys are constrained to altitudes greater than or equal to 200 km. If the required altitude is less than 200 km, then a ΔV maneuver is needed.

Rotating the line of apsides is equivalent to rotating the V_∞ vector at Earth. If the required V_∞ turn angle is less than the V_∞ turn angle obtainable with a 200 km flyby, then no ΔV maneuver is required, that is, the cycler is ballistic. Otherwise, a ΔV maneuver is required, in which case we refer to the cycler as a powered cycler.

The Most Promising Solutions

Table 4 lists characteristics of the most promising cycler trajectories with $1 \leq n \leq 6$. Note that the Aldrin cycler (1L1) is among the most practical, despite the fact that the Earth flybys can not provide all of the required turning. Cycler 2L3 has a low V_∞ at Earth and Mars, but its aphelion is slightly below the orbit of Mars. It is the case 1 two-synodic-period cycler analyzed by Byrnes et al.³⁴

Some of the cyclers with $n = 6$ are also promising. The 6S7, 6S8, and 6S9 cyclers have required turn angles that are less than the maximum possible turn angles; hence, they are ballistic cyclers. The required flyby periastris altitudes at Earth are 1402, 5408, and 13,836 km, for the 6S7, 6S8, and 6S9 cycler, respectively. These cyclers also have a low V_∞ at Earth and at Mars. Unfortunately, 12 vehicles are required to provide short Mars-Earth and Earth-Mars trips every synodic period. Also, the 6S9 cycler has an aphelion at 1.40 AU, which is significantly below the orbital radius of Mars (at 1.52 AU).

Table 5 lists some characteristics of the $n = 7$ cyclers. These cyclers are special because they repeat every $T = nS = 7 \cdot (2\frac{1}{2}) = 15$ years, that is, after an integer number of years. Therefore, the Earth is at the same point in inertial space at the beginning and the end of the repeat interval T , so the cycler line of apsides does not need to be turned. Therefore, all $n = 7$ cyclers are ballistic cyclers. The VISIT 1 and VISIT 2 cyclers are $n = 7$ cyclers.

Many of the $n = 7$ cyclers encounter Earth and Mars more often than once every 15 years (Table 5). For example, the VISIT 1 cycler encounters Earth every 5 years and Mars every 3.75 years. An implication is that fewer than 14 spacecraft are required to ensure frequent short Earth-Mars transfers.

Also, because of their simple geometry, the orbital characteristics of the $n = 7$ cyclers can be found analytically. Because each $n = 7$ cycler makes r revolutions during the 15-year repeat time, the orbit period is $15/r$ years. In fact, an estimate of the period \mathcal{P} (in years), of any nPr cycler is:

$$\mathcal{P} \approx 15n / \{7r + [n \text{ (mod } 7)]\} \quad (5)$$

Because the orbit period of an $n = 7$ cycler is $15/r$ years, the semimajor axis a (in AU) is

$$a = (15/r)^{2/3} \quad (6)$$

The cycler orbit perihelion radius R_p is not uniquely determined by r , however. If $r < 15$, then the semimajor axis of the cycler orbit is larger than the semimajor axis of Earth's orbit, so that all $R_p \in (0, 1)$ AU are possible. If we choose a value for R_p , then we can calculate the cycler orbit eccentricity e using

$$e = 1 - (R_p/a) = 1 - [R_p / (15/r)^{2/3}] \quad (7)$$

Table 4 The most promising cyclers that repeat every one to six synodic periods

Cycler, nPr	Aphelion radius, AU	V_∞ at Earth, km/s	V_∞ at Mars, km/s	Shortest transfer time, days	Required turn angle, deg	Maximum possible turn angle, deg
1L1 ^a	2.23	6.54	9.75	146	84	72
2L2	2.33	10.06	11.27	158	134	44
2L3 ^b	1.51 ^c	5.65	3.05 ^d	280 ^e	135	82
3L4	1.89	11.78	9.68	189	167	35
3L5	1.45 ^c	7.61	2.97 ^d	274 ^e	167	62
3S5	1.52 ^c	12.27	5.45 ^d	134 ^e	167	33
4S5	1.82	11.23	8.89	88	167	38
4S6	1.53	8.51	4.07	157	167	54
5S4	2.49	10.62	12.05	75	134	41
5S5	2.09	9.08	9.87	89	134	50
5S6	1.79	7.51	7.32	111	135	62
5S7	1.54	5.86	3.67	170	135	79
5S8	1.34 ^c	4.11	0.71 ^d	167 ^e	136	103
6S4	2.81	7.93	12.05	87	83	59
6S5	2.37	6.94	10.44	97	84	68
6S6	2.04	5.96	8.69	111	84	78
6S7	1.78	4.99	6.66	133	85 ^f	90 ^f
6S8	1.57	4.02	3.90	179	85 ^f	104 ^f
6S9	1.40 ^c	3.04	1.21 ^d	203 ^e	86 ^f	120 ^f

^aAldrin cycler (see Ref. 14).

^bCase 1 cycler analyzed by Byrnes et al.³⁴

^cNote: the semimajor axis of Mars is 1.52 AU.

^dDifference between Mars's speed and spacecraft aphelion speed.

^eTime to transfer from Earth to aphelion.

^fBallistic cycler: required turn angle is less than maximum possible turn angle.

Table 5 Cyclers that repeat every seven synodic periods (15 years)

Number of revolutions every 15 years, r	Period (15/ r), years	Aphelion radius, ^a AU	Years between Earth encounters	Years between Mars encounters
1	15	(11.16, 12.16)	15	15
2	7.5	(6.66, 7.66)	15	7.5
3	5	(4.85, 5.85)	5	15
4	3.75	(3.83, 4.83)	15	3.75
5	3	(3.16, 4.16)	3	15
6	2.5	(2.68, 3.68)	5	7.5
7	2.143	(2.32, 3.32)	15	15
8	1.875	(2.04, 3.04)	15	1.875
9	1.667	(1.81, 2.81)	5	15
10 ^b	1.5	(1.62, 2.62)	3	7.5
11	1.364	(1.46, 2.46)	15	15
12 ^c	1.25	(1.32, 2.32)	5	3.75
13	1.154	(1.20, 2.20)	15	15
14	1.071	(1.09, 2.09)	15	7.5

^aRange given corresponds to perihelion range $R_p \in (0, 1)$ AU. ^bVISIT 2 cycler.¹⁸ ^cVISIT 1 cycler.¹⁸

Fig. 4 VISIT 2 cycler 7(1.0)10.

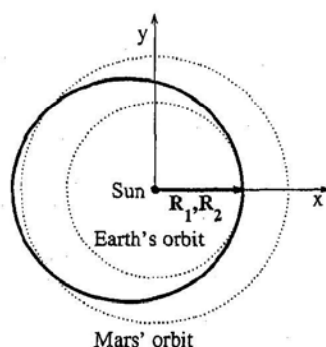
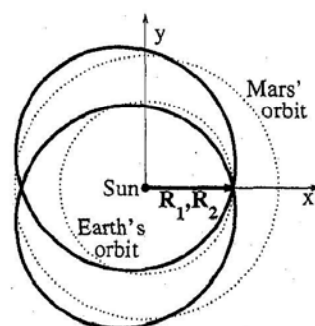


Fig. 5 VISIT 2 cyclers 7(0.9)10+ and 7(0.9)10-.



The cycler aphelion radius R_a can then be calculated using

$$R_a = a(1 + e) = 2 \cdot (15/r)^{2/3} - R_p \quad (8)$$

When n is a multiple of seven, r and R_p determine the semimajor axis and eccentricity of the cycler orbit. However, there is still a degree of freedom in the argument of periapsis, ω , that is, the angle from the x direction to the cycler orbit periapsis direction. To determine the possible values of ω , we recall that the spacecraft orbit encounters the Earth when the Earth crosses the positive x axis. At that point, the distance from the sun to the spacecraft, R , is 1 AU, and the true anomaly of the spacecraft is $\pm\omega$, so that the conic equation for the spacecraft orbit tells us that

$$R(\pm\omega) = p/[1 + e \cos(\pm\omega)] = 1 \quad (9)$$

where $p = a(1 - e^2)$ is the parameter of the cycler orbit. Hence, the argument of periapsis can have two possible values given by

$$\omega = \pm \arccos[(p - 1)/e] \quad (10)$$

Therefore, when n is a multiple of seven, we denote a cycler using an expression of the form $n(R_p)r \pm$, where R_p is the perihelion radius (in AU) and the $+$ or $-$ indicates whether the argument of periapsis is positive or negative, respectively. Figures 4–6 illustrate the use of this notation for various VISIT 2 cyclers. In Fig. 4, the argument of periapsis is zero, and so the sign is not needed. We note that as the perihelion radius R_p is decreased, the V_∞ at Earth and Mars increases, so that a perihelion radius near 1 AU would tend to be chosen for practical applications.

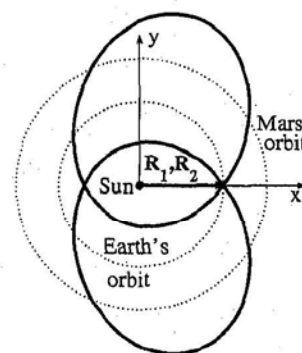
Extending our Method of Constructing Cyclers

Although our method can construct many known cyclers, there still remain other known cyclers that our method cannot construct. Examples include the Rall¹¹ and Rall–Hollister¹² cyclers and various

cyclers identified by Byrnes et al.³⁴ We anticipate that extensions of our method will be able to construct these cyclers as well.

Our method of constructing cyclers can be extended in several ways. For example, we have been assuming that all Earth encounters are an integer number of synodic periods apart, with no intermediate Earth flybys. There is no reason to rule out such intermediate Earth flybys. As long as the trajectory returns to Earth after an integer number of synodic periods, it is still a cycler. Indeed, intermediate Earth flybys could be very useful. If one gravity assist can not adequately turn the line of apsides, then more gravity assists might. Also, more Earth encounters may imply more short Earth–Mars transfers (or more short Mars–Earth transfers). (In the next section, we provide an example of a cycler using one intermediate Earth flyby.)

Other possible extensions to our method include 1) using gravity-assist maneuvers at Mars, Venus, or the moon; 2) allowing for inclined cycler orbits; and 3) allowing for propulsive ΔV maneuvers. A way of estimating the total ΔV required by powered cyclers would also be useful for identifying nearly ballistic cyclers.



Numerical Results for Cyclers in a More Accurate Model

To simplify the analysis, our method of constructing cyclers uses circular coplanar orbits for Earth and Mars. The hope is that any cycler found in the circular coplanar model would correspond to a similar cycler in a more accurate solar system model, that is, using analytic or integrated ephemerides for Earth and Mars.

As discussed earlier, the most promising cycler in Table 4 is the 1L1 cycler, which is better-known as the Aldrin cycler. We see in Table 4 that the required turn angle for 1L1 is 84 deg, but the Earth can only provide a turn angle of 72 deg, and so a ΔV maneuver is required. (Equivalently, the required flyby altitude is -1731 km, which must be raised to at least 200 km using a ΔV maneuver.) Previously, Byrnes et al.¹⁴ minimized the required ΔV for both an inbound and an outbound version of the Aldrin cycler in a more accurate solar system model. Both trajectories were optimized over a 15-year time period (which is approximately how long it takes the Earth-Mars system to repeat inertially). They found that a ΔV maneuver was not required on every leg. The total ΔV required by the outbound cycler is 1.73 km/s (or 247 m/s per synodic period, on average), and the total ΔV required by the inbound cycler is 2.04 km/s (or 291 m/s per synodic period, on average). The flight times between Earth and Mars vary between 147 and 170 days. The V_∞ at Earth and Mars vary from 5.39 to 6.19 km/s, and from 6.05 to 11.74 km/s, respectively.

Cyclers 6S7 and 6S8 are also interesting because they are ballistic in the circular coplanar model and have sufficiently high aphelion radii. Our attempts to find long-term ballistic versions of these cyclers in a more accurate solar system model were unsuccessful.

The remaining cyclers in Table 4 are not practical. They either require too many vehicles, have overly long Earth-Mars transfer times, or have unacceptably high encounter V_∞ . Moreover, none of them is ballistic, and some have an aphelion below the orbital radius of Mars. Therefore, we did not search for corresponding cyclers in a more accurate solar system model.

Some of the (seven-synodic-period) cyclers in Table 5 are worth investigating further because they are all ballistic and some have fairly frequent Earth and Mars encounters, particularly the VISIT 1 and VISIT 2 cyclers. In Ref. 35, Niehoff et al. provide a 20-year numerical solution to the VISIT 1 cycler that is ballistic in a realistic, that is, noncircular and noncoplanar, model of the solar system.

We have begun investigating extensions to our method to find other classes of cyclers. In one such extension, we allow for a single

intermediate Earth flyby between two Earth encounters that are two synodic periods apart. Within that class of cyclers, we have found³ a noteworthy new cycler that we call the ballistic S1L1 cycler. A 30-year itinerary for an outbound ballistic S1L1 cycler is given in Table 6. The positions and velocities of Earth and Mars were determined using the Jet Propulsion Laboratory's DE405 ephemerides. We note that the flyby V_∞ are all less than 7.7 km/s, the flyby altitudes are all greater than 7500 km, and the Earth-Mars legs range from 115 to 223 days.

Conclusions

Earth-Mars cycler trajectories (cyclers) have the potential to be used in a future Earth-Mars transportation system. Until now, cyclers were found using a combination of intuition and numerical searching. We have developed a new, systematic method of constructing cyclers. It is based on the observation that if a spacecraft is on a cycler trajectory, then it must return to the Earth after an integer number of synodic periods. Our cycler construction method reveals that many previously known cyclers, such as the Aldrin cycler and the VISIT cyclers, are special cases of a more general family. Our method also finds new cyclers. However, none of the new cyclers appears to be as practical as the Aldrin cycler or the VISIT cyclers. The key contribution of this paper is a methodical technique to design cyclers.

Acknowledgments

The research (of the first two authors) has been supported in part by the Jet Propulsion Laboratory (JPL), California Institute of Technology, under Contract 1223406 (Gregory T. Rosalia, Contract Manager, and Dennis V. Byrnes, Technical Manager). Portions of the work described were performed at the JPL, California Institute of Technology, under contract with NASA. We thank Buzz Aldrin for his advice and inspiration.

References

- Crocco, G. A., "One-Year Exploration Trip Earth-Mars-Venus-Earth," *Proceedings of the VIIth International Astronautical Congress*, Associazione Italiana Razzi, Rome, 1956, pp. 201-252.
- Battin, R. H., "The Determination of Round-Trip Planetary Reconnaissance Trajectories," *Journal of the Aero/Space Sciences*, Vol. 26, No. 9, 1959, pp. 545-567.
- Minovich, M. A., "A Method for Determining Interplanetary Free-Fall Reconnaissance Trajectories," Jet Propulsion Lab., JPL TM 312-130, California Inst. of Technology, Pasadena, CA, Aug. 1961.
- Breakwell, J. V., Gillespie, R. W., and Ross, S., "Researches in Interplanetary Transfer," *ARS Journal*, Vol. 31, No. 2, 1961, pp. 201-208.
- Ross, S., "A Systematic Approach to the Study of Nonstop Interplanetary Round Trips," *Advances in the Astronautical Sciences*, Vol. 13, 1963, pp. 104-164; also American Astronautical Society, AAS Paper 63-007, Jan. 1963.
- Minovich, M. A., "The Determination and Characteristics of Ballistic Interplanetary Trajectories Under the Influence of Multiple Planetary Attractions," Jet Propulsion Lab., JPL TR 32-464, California Inst. of Technology, Pasadena, CA, Oct. 1963.
- Hollister, W. M., "Castles in Space," *Astronautica Acta*, Vol. 14, No. 2, 1969, pp. 311-316.
- Hollister, W. M., "Periodic Orbits for Interplanetary Flight," *Journal of Spacecraft and Rockets*, Vol. 6, No. 4, 1969, pp. 366-369.
- Hollister, W. M., and Menning, M. D., "Interplanetary Orbits for Multiple Swingby Missions," AIAA Paper 69-931, Aug. 1969.
- Hollister, W. M., and Menning, M. D., "Periodic Swing-By Orbits Between Earth and Venus," *Journal of Spacecraft and Rockets*, Vol. 7, No. 10, 1970, pp. 1193-1199.
- Rail, C. S., "Free-Fall Periodic Orbits Connecting Earth and Mars," Sc.D. Dissertation, Dept. of Aeronautics and Astronautics, Massachusetts Inst. of Technology, Cambridge, MA, Oct. 1969.
- Rail, C. S., and Hollister, W. M., "Free-Fall Periodic Orbits Connecting Earth and Mars," AIAA Paper 71-92, Jan. 1971.
- Aldrin, E. E., "Cyclic Trajectory Concepts," Science Applications International Corp., Aerospace Systems Group, Hermosa Beach, CA, Oct. 1985.
- Byrnes, D. V., Longuski, J. M., and Aldrin, B., "Cycler Orbit Between Earth and Mars," *Journal of Spacecraft and Rockets*, Vol. 30, No. 3, 1993, pp. 334-336.

Table 6 Outbound ballistic S1L1 cycler itinerary (using DE405 ephemerides of Earth and Mars)

Encounter	Date	Approach V_∞ , km/s	Altitude of closest approach, km	Leg duration, days
Earth 1	9 June 2008	6.89 (launch)	—	541
Earth 2	3 Dec. 2009	6.90	31,114	186
Mars 3	6 June 2010	4.31	17,704	809
Earth 4	24 Aug. 2012	6.42	26,490	540
Earth 5	14 Feb. 2014	6.43	41,524	139
Mars 6	3 July 2014	7.14	12,179	890
Earth 7	9 Dec. 2016	4.01	27,726	530
Earth 8	22 May 2018	4.03	19,923	115
Mars 9	15 Sept. 2018	6.47	11,570	934
Earth 10	6 April 2021	4.61	22,992	532
Earth 11	20 Sept. 2022	4.59	14,780	223
Mars 12	1 May 2023	2.77	7,593	793
Earth 13	2 July 2025	7.08	23,858	542
Earth 14	26 Dec. 2026	7.09	35,164	170
Mars 15	14 June 2027	5.26	13,751	830
Earth 16	21 Sept. 2029	5.78	26,818	537
Earth 17	12 March 2031	5.78	39,044	125
Mars 18	15 July 2031	7.70	10,566	915
Earth 19	15 Jan. 2034	3.78	22,988	529
Earth 20	28 June 2035	3.76	9,586	138
Mars 21	13 Nov. 2035	4.68	15,525	907
Earth 22	7 May 2038	5.55	—	—

¹⁵Niehoff, J., "Manned Mars Mission Design," *Steps to Mars*, Joint AIAA/Planetary Society Conference, National Academy of Sciences, July 1985.

¹⁶Niehoff, J., "Integrated Mars Unmanned Surface Exploration (IMUSE), A New Strategy for the Intensive Science Exploration of Mars," National Academy of Science Space Science Board Major Directions Summer Study, July 1985.

¹⁷Niehoff, J., "Pathways to Mars: New Trajectory Opportunities," American Astronautical Society, AAS Paper 86-172, July 1986.

¹⁸Friedlander, A. L., Niehoff, J. C., Byrnes, D. V., and Longuski, J. M., "Circulating Transportation Orbits between Earth and Mars," AIAA Paper 86-2009, Aug. 1986.

¹⁹Hénon, M., "Sur les orbites interplanétaires qui rencontrent deux fois la terre," *Bulletin Astronomique*, Vol. 3, 1968, pp. 377-402 (in French).

²⁰Hitzl, D. L., and Hénon, M., "Critical Generating Orbits for Second Species Periodic Solutions of the Restricted Problem," *Celestial Mechanics*, Vol. 15, Aug. 1977, pp. 421-452.

²¹Hitzl, D. L., and Hénon, M., "The Stability of Second Species Periodic Orbits in the Restricted Problem ($\mu = 0$)," *Acta Astronautica*, Vol. 4, No. 10, 1977, pp. 1019-1039.

²²Bruno, A. D., "On Periodic Flybys of the Moon," *Celestial Mechanics*, Vol. 24, July 1981, pp. 255-268.

²³Perko, L. M., "Periodic Solutions of the Restricted Problem That Are Analytic Continuations of Periodic Solutions of Hill's Problem for Small $\mu > 0$," *Celestial Mechanics*, Vol. 30, June 1983, pp. 115-132.

²⁴Gómez, G., and Ollé, M., "A Note on the Elliptic Restricted Three-Body Problem," *Celestial Mechanics*, Vol. 39, May 1986, pp. 33-55.

²⁵Howell, K. C., "Consecutive Collision Orbits in the Limiting Case $\mu = 0$ of the Elliptic Restricted Problem," *Celestial Mechanics*, Vol. 40, No. 3-4, 1987, pp. 393-407.

²⁶Howell, K. C., and Marsh, S. M., "A General Timing Condition for Consecutive Collision Orbits in the Limiting Case $\mu = 0$ of the Elliptic Restricted Problem," *Celestial Mechanics and Dynamical Astronomy*, Vol. 52, No. 2, 1991, pp. 167-194.

²⁷Poincaré, H., *Les Méthodes Nouvelles de la Mécanique Céleste* Gauthier-Villars, Paris, 1892, 1893, 1899 (in French); [*New Methods of Celestial Mechanics, History of Modern Physics and Astronomy*, Vol. 13, Springer-Verlag, New York, 1992, Chap. 3 (English translation)].

²⁸Egorov, V. A., "Certain Problems of Moon Flight Dynamics," *Doklady Akademii Nauk SSSR (N.S.)*, Vol. 113, 1957, pp. 46-49.

²⁹Broucke, R., "Recherches d'Orbites Périodiques dans le Problème Restreint Plan (Système Terre-Lune)," Ph.D. Dissertation, l'Université Catholique de Louvain, Louvain-La-Neuve, Belgium, 1962 (in French).

³⁰Guillaume, P., "Families of Symmetric Periodic Orbits of the Restricted Three-Body Problem, When the Perturbing Mass Is Small," *Astronomy and Astrophysics*, Vol. 3, Sept. 1969, pp. 57-76.

³¹Hénon, M., "Numerical Exploration of the Restricted Problem V. Hill's Case: Periodic Orbits and their Stability," *Astronomy and Astrophysics*, Vol. 1, 1969, pp. 223-238.

³²Perko, L. M., "Periodic Orbits in the Restricted Three-Body Problem: Existence and Asymptotic Approximation," *SIAM Journal on Applied Mathematics*, Vol. 27, No. 1, 1974, pp. 200-237.

³³Markellos, V. V., "Some Families of Periodic Oscillations in the Restricted Problem with Small Mass-Ratios of Three Bodies," *Astrophysics and Space Science*, Vol. 36, Sept. 1975, pp. 245-272.

³⁴Byrnes, D. V., McConaghy, T. T., and Longuski, J. M., "Analysis of Various Two Synodic Period Earth-Mars Cyclical Trajectories," AIAA Paper 2002-4420, Aug. 2002.

³⁵Niehoff, J., Friedlander, A., and McAdams, J., "Earth-Mars Transport Cyclical Concepts," International Astronautical Congress, IAF Paper 91-438, Oct. 1991.

³⁶McConaghy, T. T., Longuski, J. M., and Byrnes, D. V., "Analysis of a Broad Class of Earth-Mars Cyclical Trajectories," AIAA Paper 2002-4420, Aug. 2002.

C. A. Kluever
Associate Editor

"Great Book! Loved it!" — Dr. Robert W. Farquhar, Applied Physics Laboratory

"An important book. . . I wish I had this book before starting my career!" — Dr. Enrico Lorenzini,
Harvard-Smithsonian Center for Astrophysics

"I can also say that many of the tips in this book can be applied not only in the U.S. but in Europe
as well." — Dipl.-Ing. (BA) Christoph Wagner, MSS, Graduate Student

ADVICE TO ROCKET SCIENTISTS: A CAREER SURVIVAL GUIDE FOR SCIENTISTS AND ENGINEERS

JIM LONGUSKI—Purdue University

This book is a survival guide for anyone seeking a career in a high-tech field. It tells the reader not only how to survive, but how to be happy and flourish in the complex world of high-tech industries—where science and politics often clash.

Table of Contents:

Who is a Rocket Scientist? • It Doesn't Take a Rocket Scientist to be a Rocket Scientist • It's Not About Grades • Why the Work Place Is Different from School • The Golden Rule: Make Your Boss Look Good • Does This Mean You Have to Kiss Butt? • What if my Boss Is Incompetent? • Check Out Your Boss Before You Accept the Job • Why You Need Two Resumes • Getting Your Resume to the Right Person • What About References? • What to Bring to the Interview •

Seek out the Hidden Managers • How to Negotiate Your First Job Offer • How to Survive Your First Two Weeks on the Job • Remaining Wholesome • What if the Rocket Doesn't Work? • How to Tell Your Boss You've Got a Problem • Keep Your Boss Informed • Reality Check: A Few Words about the Challenger • Work on the Big Picture: How to Give a Presentation to Rocket Scientists • How to Make Your Presentation Short and Snappy • How to Write a Technical Report • The Importance of Being Visible • How to Achieve Visibility • How You Want to Be a Professor of Rocket Science • Qualifying for the Ph.D. Program • Why Working on Your Ph.D. Is Fun • Plan Your Academic Career Early • How Will You Fund Your Research? • What Should Be on Your Academic Resume? • List the Courses You Could Teach • How Not to Give an Academic Interview • How to Prepare for an Academic Interview • The Academic Seminar for Hire • Expect a Long Wait for the Call • How to Negotiate an Academic Offer • What it Takes to Get Tenure • Train Your Graduate Students in Do Research • How to Get Promoted and Tenured at a Higher Rank • Recommended Reading

2004, 84 pages, Paperback • ISBN 1-56347-655-X
List Price: \$24.95 • AIAA Member Price: \$19.95

Publications Customer Service, P.O. Box 960, Hamden, CT 06432-0960
fax 703/661-1501 • Phone 800/682-2422/703/661-1593 • e-mail: warehouse@aiaa.org
Order 24 hours a day at: www.aiaa.org

AIAA American Institute of Aeronautics and Astronautics

