

command line

purpose	command	flags	example(s)
view file(s)	ls [-l] [path...]	-l → verbose	ls *.c
change directory	cd [directory]		cd ps1
make directory	mkdir [-m [permissions]] [directory]	-m → set permissions	mkdir tempdir
remove directory	rmdir [directory]		rmdir tempdir
delete (remove) files	rm [-r] [-f] [path...]	-r → recursive	rm mytester
copy files	cp [-r] [-f] [from...] [to]	-f → force (remove or overwrite) without asking	cp -r * backup/
move or rename files	mv [from...] [to]		mv
view processes	ps [uxw]	uxw → detailed output	ps auxw
hex dump	xxd [-g #of bytes]	-g → group by #of bytes	
edit file	vim [-p] [path...]	-p → open files in tabs	vim -p *.c *.h
compile	gcc [-o [executable]] [path...]	-o → output executable	gcc -o ps1 ps1.c
get starter files	264get [asg]	[asg] is the short name of the assignment (e.g., "hw01")	264get hw02
pre-test submission	264test [asg]		264test hw02
submit	264submit [asg] [path...]	[path...] is the file(s) or "*" for all	264submit hw02 *.{c,h}

Submit often and early—even when you are just starting. To restore your earlier submission, type **264get --help** for further instructions.

vim

motion within line	h ←	l →	0 to beginning of line	\$ to end of line	^ to first non-blank in line	w to beginning of next word	e to end of this word	b to beginning of this or last word
motion between lines	k ↑	j ↓	gg to beginning of file	G to end of file	line# G line number	% to matching ({ [<	m[a-z] mark position	'[a-z] go to mark
motion search	* find word, forward	# find word, backward	/[pattern] find pattern, forward	. any char number \d	[pattern] \w alphanumeric or _ \s whitespace	n to next match	N to previous match	:noh clear search highlighting
action current line	dd delete line (cut)	cc change line	yy yank line (copy)	>> indent line	<< dedent line	== indent code line	gugu lowercase line	gUgU Uppercase line
action by motion	d[motion] delete (cut)	c[motion] change	y[motion] yank (copy)	>[motion] indent	<[motion] dedent	= [motion] indent code	gu[motion] lowercase	gU[motion] Uppercase
action add text	i insert before this character	I Insert before line beginning	a append after this character	A Append after line end	o open line below	O Open line above	p put (paste) text here/below	P Put (paste) text before/above
other visual, undo, ...	v visual select	V visual select line	u undo last action	^R redo last undone action	. repeat last action	q[a-z] record quick macro	q stop recording quick macro	@[a-z] play quick macro
commands "ex" mode	:w write (save) file	:e [file] edit (open) file	:tabe [file] tab: edit file	:split split window	:%s/[pattern]/[text]/gc replace [pattern] with [text]	:h [topic/cmd] help	:q quit Vim	

Press **Esc** to return to Normal mode. | Most normal mode commands can be repeated by preceding with a number (e.g., **3dd** to delete 3 lines).

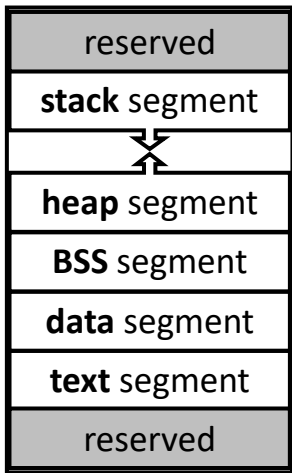
[pattern] may also include: ***** (x0 or more) **\+** (x1 or more) **\=** (x0 or 1) **\<[word]\>** (word) | To rename a variable: **:%s/\<[var]\>/[new]/gc**

gdb

Start In bash: gdb [--tui] [file]	Automatic display info display display [expression] undisplay [expression#]	Controlling execution continue finish jump [file]:function [file]:line# next return [expr] run [arguments...] set variable var = expr step until [line#]	View variables and memory print [/format] [expression] • [expression]: a C expression x / [#of units] [unit] [format] [address] • [#of units]: how many units • [unit] ∈ b (1 byte), h (2 bytes), w (4 bytes), g (8 bytes) • [format] ∈ d (decimal), x (hex), s (string), f (float), c (character), u (unsigned decimal), o (octal), t (binary), z (zero-padded hex), a (address)
quit set args [arglist...]	Explore the stack frame backtrace [full] [n] down # toward current frame frame [frame#] info args info frame info locals list [function line#,line#] up # toward main() whatis [variable]	Reverse debugging record reverse-next reverse-step # and so on...	
Breakpoints break [file]:function [file]:line# clear [file]:function [file]:line# delete [breakpoint#] info breakpoints			
Watchpoints watch [variable] awatch [variable] rwatch [variable] info watchpoints			

Underlined letters indicate shortcuts (e.g., n for next, rn for reverse-next, etc.) | Brackets denote parameters that are optional.

memory



<code>void oat(char pie) {</code>	Your code, compiled binary	text segment
<code>char ham;</code>	parameters	stack segment
<code>char bun[4];</code>	local variable	stack segment
<code>char* ice =</code>	statically-allocated array	stack segment
<code> "pop";</code>	local variable (even an address)	stack segment
<code>char* yam =</code>	string literals	data segment, read-only
<code> malloc(sizeof(*yam));</code>	local variable (even an address)	stack segment
<code>static char egg = 1;</code>	dynamic allocation block	heap segment
<code>static char nut;</code>	static variable, initialized	data segment, read-write
<code> free(yam);</code>	static variable, uninitialized	BSS segment
<code>}</code>			
<code>char _g_jam = 2;</code>	global variable, initialized	data segment, read-write
<code>char _g_tea;</code>	global variable, uninitialized	BSS segment

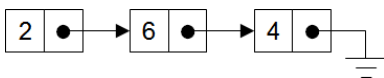
addresses (pointers)	arrays	strings
<pre>int a = 10; // "a gets 10" int* b; // "b is an address of an int" b = &a; // "b gets the address of a" int c = *b; // "c gets the value at b" int* d = malloc(sizeof(*d)); // "d gets the address of a new allocation block // sufficient for 1 int" *d = 10; // "store 10 at address d" All (a, *b, c, *d) equal 10. char (*a_f)(int, int) = f; // "a_f is the address of function f(...) taking 2 // arguments (int, int) and returning char."</pre>	<pre>int a1[2]; a1[0] = 7; a1[1] = 8; int a2[] = {7, 8}; int a3[2] = {7, 8}; int* a4 = {7, 8}; int* a5 = malloc(sizeof(*a5) * 2); a5[0] = 7; a5[1] = 8; All (a1...a5) contain {7, 8}.</pre>	<pre>char s1[3]; s1[0] = 'H'; // 'H' == 72 s1[1] = 'i'; // 'i' == 105 s1[2] = '\0'; // '\0' == 0 char s2[] = {'H', 'i', '\0'}; char s3[] = "Hi"; char* s4 = "Hi"; char s5[] = {72, 105, 0}; char s6[] = {0x48, 0x69, 0x00}; char s7[] = "\x48\x69"; char* s8 = malloc(sizeof(*s8)*3); strcpy(s8, "Hi"); char* s9 = strdup("Hi"); // non-std All (s1...s9) contain the string "Hi".</pre>

structs

	Basic syntax	Basic syntax + typedef alias	Concise syntax (popular)
Define struct type	<pre>struct Point { int x, y; };</pre>	<pre>struct _P { int x, y; }; typedef struct _P Point;</pre>	<pre>typedef struct { int x, y; } Point;</pre>
Declare + initialize	<pre>struct Point p = { .x = 10, .y = 20 };</pre>	<pre>Point p = { .x = 10, .y = 20 };</pre>	
Declare object	<pre>struct Point p;</pre>		<pre>Point p;</pre>
Initialize fields	<pre>p.x = 10; p.y = 20;</pre>		
Access fields	<pre>int w = p.x; // p.x is the same as (&p) -> x</pre>		
Address (pointer)	<pre>struct Point* a_p = &p;</pre>		<pre>Point* p = &p;</pre>
Access via address	<pre>int w = a_p -> x; // a_p -> x is the same as (*a_p).x</pre>		

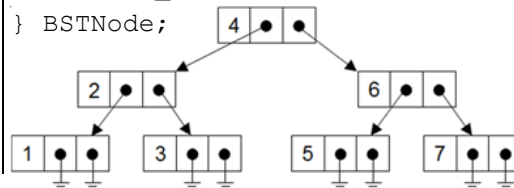
linked lists

```
typedef struct _Node {
    int value;
    struct _Node* next;
} Node;
```



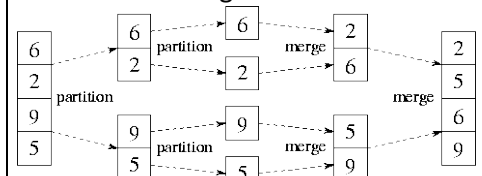
binary search tree (BST)

```
typedef struct _BSTNode {
    int value;
    struct _BSTNode* left;
    struct _BSTNode* right;
} BSTNode;
```



merge sort

Step 1: Partition the list in half.
 Step 2: Merge sort each half.
 Step 3: Merge the two sorted halves into a single sorted list.



how to write bug-free code

- DRY – Don't Repeat Yourself
- Learn to use your tools *well*.
- Fix "broken windows" (e.g., warnings)
- Get enough sleep and nutrition.
- Plan before you begin coding.
- Crash early, e.g., with `assert(...)`.
- Use `assert(...)` to validate *your* code only.
- Free() where you `malloc()`, when possible.
- Design with contracts.

how to debug

- Test hypotheses systematically.
- Take notes to stop going in circles.
- Verify your assumptions.
- Use the right debugging tool(s).
- Write test code.
- Take a nap / walk / break.
- Trust the compiler.
- Do not trust Stack Overflow, friends, etc.
- Do not make random changes.

memory faults / Valgrind error messages

To start Valgrind, run:
valgrind ./myprog

	<p>Segmentation fault – crash</p> <pre>Writing at NULL with * int* a = NULL; *a = 10; Writing at NULL with -> Node* a = NULL; a -> value = 10;</pre>	<p>"Conditional jump or move depends on uninitialised value(s)"</p> <pre>If with uninitialized condition int a; // garbage!!! if(a == 0) { // ... } Loop with uninitialized condition int a; // garbage!!! while(a == 0) { // ... } Switch with uninitialized condition int a; // garbage!!! switch(a) { // ... }</pre>	<p>"Definitely lost" – leak</p> <pre>Lose address of block void foo() { int* a = malloc(...); } // !!! "Indirectly lost" – leak</pre>
<p>"Invalid write"</p> <p>Buffer overflow – heap</p> <pre>int* a = malloc(4 * sizeof(*a)); a[10] = 20; // !!!</pre> <p>Write dangling pointer – heap</p> <pre>int* a = malloc(...); free(a); a[0] = 1;</pre>	<p>Writing at NULL with [...]</p> <pre>int* array = NULL; array[0] = 1;</pre> <p>Reading from NULL with *</p> <pre>int* a = NULL; int b = *a;</pre> <p>Reading from NULL with -></p> <pre>Node* p = NULL; int b = p -> value;</pre>	<p>Printing unterminated string</p> <pre>char s[2]; s[0] = 'A'; // no '\0' printf("%s", s);</pre>	<p>Lose address of address of block</p> <pre>void foo() { void** a = malloc(...); *a = malloc(4); } // !!!</pre>
<p>"Invalid read"</p> <p>Buffer overread - heap</p> <pre>int* a = malloc(4 * sizeof(*a)); int b = a[10]; // !!!</pre> <p>Read dangling pointer – heap</p> <pre>int* a = malloc(4 * sizeof(*a)); free(a); int b = a[0]; // !!!</pre>	<p>Not detecting malloc() failure</p> <pre>int* a = malloc(1000000000000000000); *a = 1; // a is NULL</pre> <p>Stack overflow</p> <pre>void foo() { foo(); // !!! }</pre>	<p>"Use of uninitialized value"</p> <p>Passing uninitialized value to fn</p> <pre>int a; printf("%d", a);</pre>	<p>"Still reachable" – leak</p> <p>Address of block still in memory</p> <pre>int main() { static void* a; a = malloc(...); return EXIT_SUCCESS; }</pre>
<p>Not detected by Valgrind</p> <p>Buffer overread - stack</p> <pre>int a[4]; int b = a[10]; // !!!</pre> <p>Buffer overflow – stack</p> <pre>int a[4]; a[10] = 1; // !!!</pre>	<p>Writing to read-only memory</p> <pre>char* s = "abc"; s[0] = 'A';</pre> <p>Calling va_arg too many times</p> <pre>while(a == 0) { b = va_arg(...); }</pre>	<p>"Syscall param ... uninitialised byte(s)"</p> <p>Return uninitialized value from fn</p> <pre>void foo() { int a; return a; }</pre> <p>Write uninitialized value to file</p> <pre>char c; fwrite(&c, 1, 3, stdout);</pre>	<p>"Invalid free()"</p> <p>"glibc ... free"</p> <p>Double free</p> <pre>int* a = malloc(...); free(a); free(a); // !!!</pre>
			<p>Free something not malloc'd</p> <pre>int a = 0; free(&a); // !!!</pre> <p>Free wrong part</p> <pre>int* a = malloc(...); free(a + 3); // !!!</pre> <p>"silly arg (...) to malloc()"</p> <p>Negative size to malloc(...)</p> <pre>void* a = malloc(-3); free(a);</pre>