

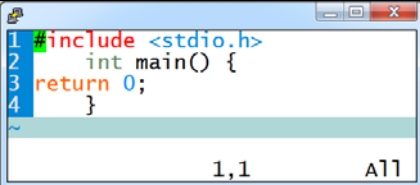
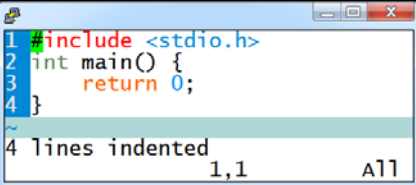
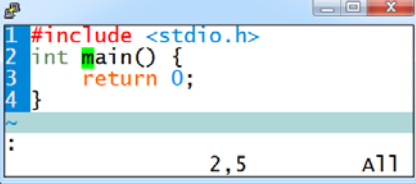
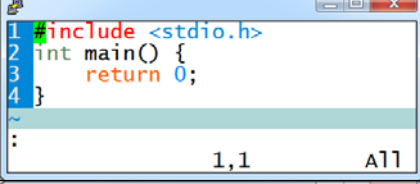
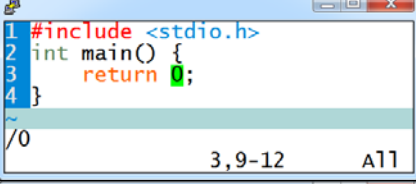
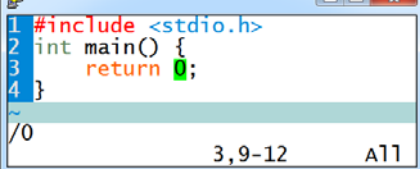
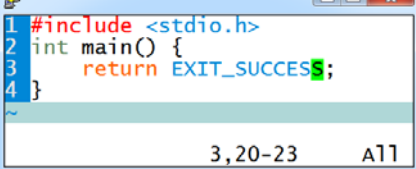
## Quiz 3 – October 14, 2016 – ECE 264 Fall 2016

### Instructions

Write the keys that transform BEFORE into AFTER

- Assume you are in normal mode unless the screenshot indicates otherwise.
- Do not use arrow keys, Home, Insert, Delete, PgUp, or PgDn.
- For commands that require the Shift key, just write the capital letter (e.g., "M" not "shift-M") or the associated punctuation (e.g., "+" not "shift=").
  - The shift key does not count as a keystroke.
- For Esc and Enter, just write `Esc` and `Enter` (with the box or circle around them).
  - `Esc` and `Enter` do count as a keystroke.
- For a space, just make  (empty box or circle).
- Assume all indents use tabs, not spaces.

Example: The following counts as 6 keystrokes: `iI am Esc`

|    | BEFORE  | keys  | AFTER   |
|----|---|---|---|
| 1. |   | <code>gg=G</code><br><code>lh=G</code><br>exactly 4 keystrokes                    |   |
| 2. |  | <code>gu\$</code><br><code>gue</code><br><code>guw</code><br>exactly 3 keystrokes |  |
| 3. |  | <code>/OEnter</code><br><code>j\$j</code><br>exactly 3 keystrokes                 |  |
| 4. |  | <code>sEXIT_SUCCESSEsc</code><br>exactly 14 keystrokes                            |  |

For #3, `j$j` doesn't actually work, but we gave credit anyway because the instructor also thought it should work.