


Evacuation and Shelter-In-Place Procedures

In case of Fire:

Calmly follow the solid gold path  to exit the building, assemble at the EAST end of STEWART (in a direction SOUTHWEST of Grissom Hall).

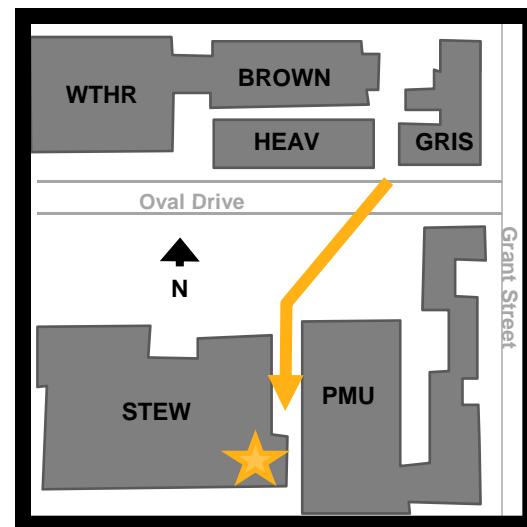
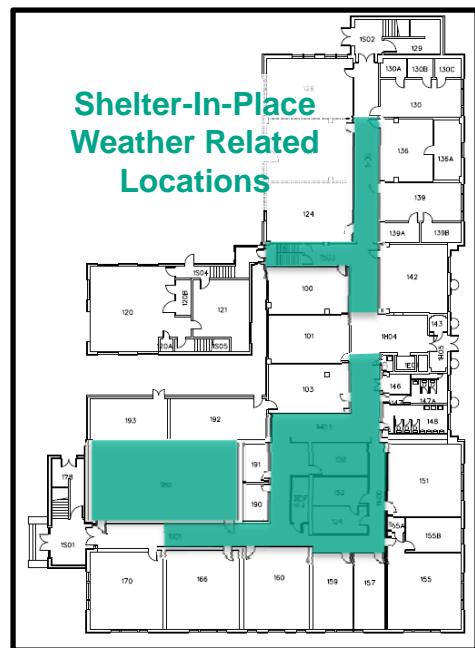
In case of fire, elevators will not operate.

In case of Shelter-in-Place-Weather-Related Emergencies:

Calmly remain in GRIS 180.

In case of Violence:

If incident is occurring in your building, call 911 if possible. If possible, seek shelter in a lockable or securable room, preferably without windows.



Emergency Assembly Area



Evacuation Procedures

- You are in a facility used for research; it is possible that the evacuation horn will sound.
- This is a very loud INSIDE alarm.
- Please walk calmly out of the building and gather inside the East hallway of STEW.
- Stay in the hallway until a police officer gives the all clear.
- It is extremely dangerous to enter a building in the middle of an emergency.
- It is the responsibility of the faculty and staff to execute this emergency plan upon hearing the evacuation siren.

All Hazards Emergency Warning Sirens

- A weather emergency, such as a tornado, will activate the “shelter in place” siren.
- This is a less audible OUTSIDE, area-wide siren.
- Please seek shelter in the first floor hall area, away from all exterior windows and doors.